

Martin Eckardt*, Annemarie Greb, Thomas Simat

Chair for Food Chemistry and Food and Skin Contact Materials, Technische Universität Dresden, Germany

* mail: martin.eckardt@chemie.tu-dresden.de

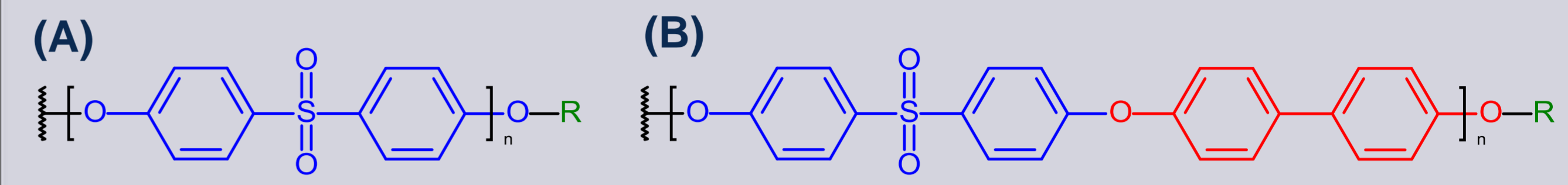
Introduction

Since polycarbonate basically consisting of bisphenol A (BPA) was banned for the production of baby bottles, the polyarylsulfone plastics **polyether sulfone (PES)** and **polyphenylene sulfone (PPSU)** became promising alternatives. PES and PPSU are extremely resistant materials to chemical (acids/bases), mechanical and thermal treatments. PES and PPSU are formally composed of **bisphenol S (BPS)** as well as **4,4'-dihydroxybiphenyl (DHBP)**. Based on their bisphenolic molecular structure, both substances might cause similar endocrine effects compared to the banned BPA. In our study, we analyzed commercially available PES and PPSU materials used for baby bottles. We focused on the identification and quantification of polymer related substances, mainly monomer derivatives as well as oligomers with a molecular weight below 1.000 dalton, as potential migrants into baby food.

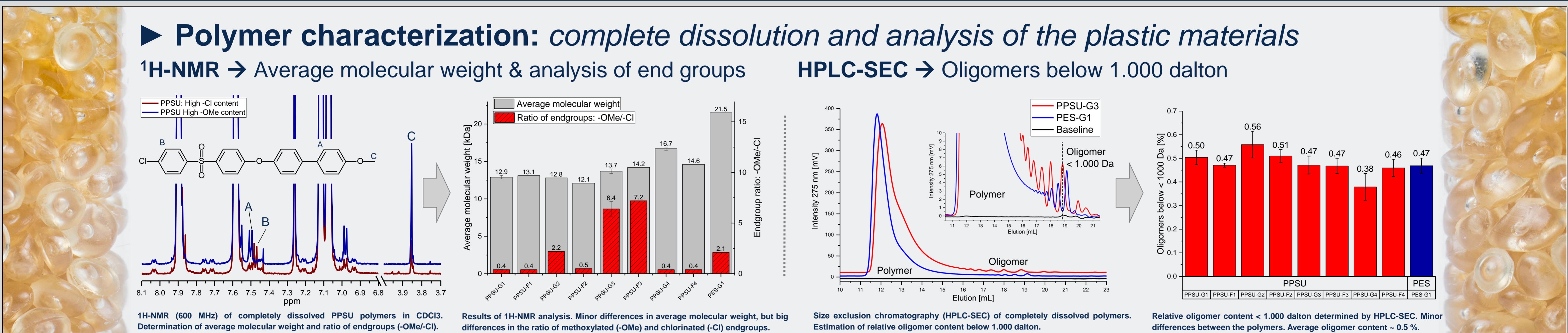
Polymer production and structures

Polyarylsulfones like PES and PPSU are usually prepared by polycondensation of the chlorinated BPS derivative 4,4'-dichlorodiphenylsulfone (short Cl-BPS-Cl) with BPS (PES) or DHBP (PPSU) in an aprotic polar solvent such as N-methylpyrrolidine (NMP) or sulfolane.

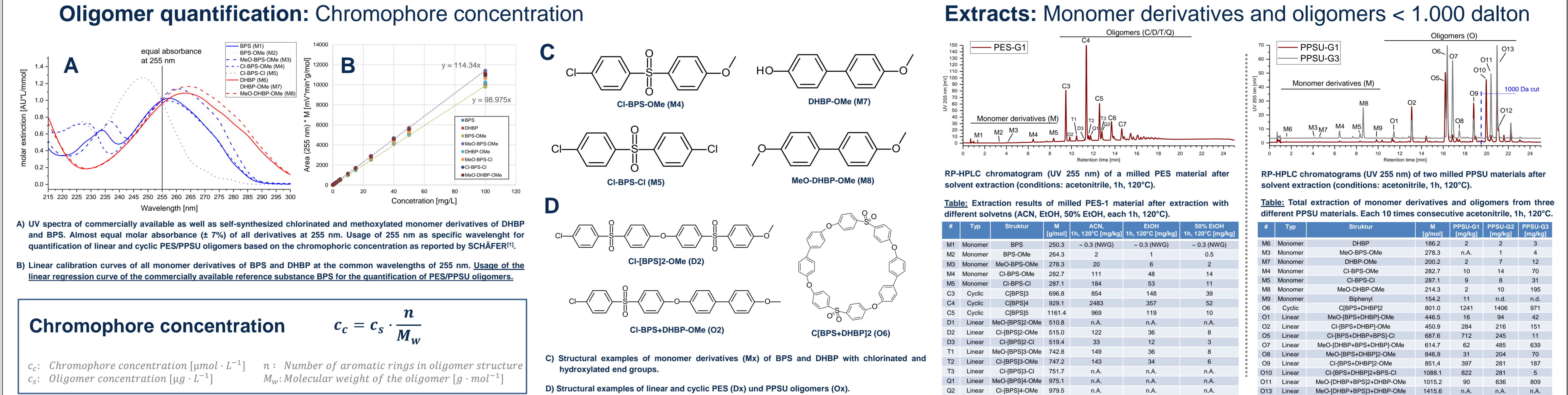
By final addition of chloromethane, the hydroxyl end groups of the linear polymer chains are partially methoxylated.



Polymer structures of PES (A) and PPSU (B). PES exclusively consists of repeating units of BPS, whereas BPS and DHBP units alternate in the PPSU polymer. Polymer end groups -R can be hydroxylated (-OH), chlorinated (-Cl) or methoxylated (-OMe).



Identification and determination of linear and cyclic PES/PPSU oligomers after solvent extraction



Migration into food simulants



Risk assessment

Specific migration limit (SML) EU (VO) 10/2011 *	NIAS evaluation according to Threshold of Toxicological Concern (TTC)
BPS (M1)	Not listed monomers
Cl-BPS-Cl (M5)	Linear oligomers
DHBP (M6)	Cyclic oligomers

* Specific migration limit (SML). Evaluation of the third migration after three times consecutive migration into food simulant for milk (50% ethanol, 2h, 70°C).

** Evaluation of not listed (10/2011) monomer derivatives of BPS and DHBP as well as the linear and cyclic oligomers based on the TTC concept (TTC threshold for Cramer III substances: 1.5 µg/kg bw & day).

Calculation of Cramer III threshold based on EFSA^[2]: 3 kg baby bodyweight, daily intake: 150 mL/kg bw → Cramer III threshold: 10 µg/kg food simulant.

Conclusion

- PES and PPSU polymers from different manufacturers were characterized by 1H-NMR, size exclusion chromatography and RP-HPLC analysis with respect to their end groups, their average molecular weight and their oligomer content < 1.000 dalton.
- PES and PPSU oligomers were identified by LC-ESI(+)-MS and (semi-) quantified based on the chromophore concentration using the commercially available reference substance BPS at a specific UV-wavelength.
- Migration tests according to EU (VO) No. 10/2011 with food simulant for milk (50% EtOH) were performed. Neither SML values for listed monomers nor TTC thresholds for not listed monomers and oligomers were exceeded.
- Based on our studies, baby bottles made from PES or PPSU materials can be evaluated as safe alternatives for polycarbonate with regard to the migration of polymer related substances.