

PROFORMA FOR ADOPTION OF DRAFT INDIAN STANDARD

BUREAU OF INDIAN STANDARDS

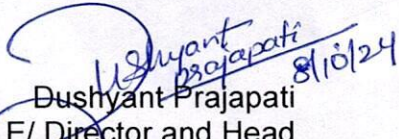
Subject: Approval of Draft Indian Standard

Sl. No.	Doc. No.	IS No.	TITLE
1	WRD/01/19429	IS 9119	Method of Flow Estimation by Jet Characteristics (Approximate Methods) (First Revision)

In accordance with Part II, sub-rule (2) of rule 22 of BIS Rules 2018, I enclose a copy of the draft Indian Standard mentioned above finalized by the Sectional Committee WRD 01 and its Chairperson, in the light of comments received from important stake holders.

It is requested that this note and its enclosures may be returned to this office as early as possible recording your approval of the above draft Indian Standard.

Encl.: As above.


Dushyant Prajapati
Scientist E/ Director and Head
(Water Resources Department)

दुष्यन्त प्रजापति/DUSHYANT PRAJAPATI
वैज्ञानिक 'ई' /निदेशक एवं प्रमुख (जल संसाधन विभाग)
Sc. 'E' /Director & Head (Water Resources Deptt.)
भारतीय मानक ब्यूरो
BUREAU OF INDIAN STANDARDS
उपभोक्ता मामले, खाद्य एवं सार्वजनिक वितरण मंत्रालय
Ministry of Consumer Affairs, Food & Public Distribution
भारत सरकार /Government of India
9, बहादुरशाह ज़फर मार्ग, नई दिल्ली-110002
9, Bshadur Shah Zafar Marg, New Delhi-110002

Chairperson, Water Resources Division Council

BIS U.O. No. WRD 01/T-26

Dated:

APPROVED


(Chairperson)

Water Resources Division Council
राकेश कुमार वर्मा/Rakesh Kumar Verma
अध्यक्ष/Chairman
केन्द्रीय जल आयोग/Central Water Commission
जल शक्ति मंत्रालय/Ministry of Jal Shakti
जल संसाधन, नदी विकास और नगा संरक्षण विभाग
Deptt. of Water Resources, RD & GR
भारत सरकार/Govt. of India
नई दिल्ली/New Delhi

जेट विशेषताओं द्वारा प्रवाह अनुमान की
पद्धति (अनुमानित पद्धतियाँ)

(पहला पुनरीक्षण)

Method of Flow Estimation by Jet
Characteristics (Approximate
Methods)

(First Revision)

ICS 93.025

© BIS 2024



भारतीय मानक ब्यूरो
BUREAU OF INDIAN STANDARDS
मानक भवन, 9 बहादुर शाह ज़फर मार्ग, नई दिल्ली - 110002
MANAK BHAVAN, 9 BAHADUR SHAH ZAFAR MARG
NEW DELHI - 110002
www.bis.gov.in www.standardsbis.in

FOREWORD

The Indian Standard (First Revision) was adopted by the Bureau of Indian Standards after the draft was finalized by the Hydrometry Sectional Committee and had been approved by the Water Resources Division Council.

This method may be applied for approximately estimating the rate of flow through a horizontal pipe discharging freely into the atmosphere, such as discharge from a pump installed at a tube-well or any other lift pumps.

This standard was first published in 1979. This revision has been brought out to bring the standard in latest style and update with respect to the latest field practices. In revision of this standard, the following changes have been incorporated:

- a) The formula for computation of error in discharge has been added in **4.2.1**; and
- b) List of standards related to fluid flow measurement given in Annex B for information has been updated.

The composition of the Committee responsible for formulation of this standard is given in Annex C.

For the purpose of deciding whether a particular requirement of this standard is complied with, the final value, observed or calculated, expressing the result of a test, shall be rounded off in accordance with IS 2 : 2022 'Rounding off numerical values (*second revision*)'. The number of significant places retained in the rounded off value should be the same as that of the specified value in this standard.

Indian Standard

METHOD OF FLOW ESTIMATION BY JET CHARACTERISTICS
(APPROXIMATE METHODS)

(First Revision)

1 SCOPE

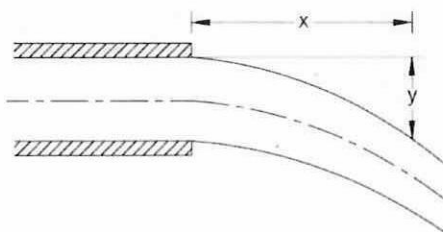
1.1 This standard lays down the procedures for estimation of flow in closed circular horizontal conduits flowing full and freely discharging into atmosphere as a free jet. The characteristics of this free jet are expressed in terms of the vertical drop of the jet over a certain horizontal distance from the free end of the pipe.

1.2 This method should not be used where there is a heavy tendency of jet to disintegrate and when the jet fluctuates violently.

2 PRINCIPLE OF METHOD

2.1 Neglecting the friction due to air, the jet issuing from the pipe takes a parabolic trajectory under the influence of the constant forward momentum flux and the gravitational field. Under these conditions (see Fig. 1 the discharge, Q in litre/min bears the following relationship with the diameter of the pipe d , horizontal distance from the exit end of the pipe x , and the drop of the jet, y (all dimensions in millimeters):

$$\frac{Q}{d^2 \cdot \sqrt{g}} = K \sqrt{\frac{x^2}{y}} \quad \dots(1)$$



NOTE — It is preferable to avoid any fitting (like flange, coupling) near the end of the pipe, otherwise due correction should be made.

FIG. 1 DEFINITION SKETCH

3 GENERAL REQUIREMENTS FOR MEASUREMENTS

3.1 The pipe shall be flowing full at all times during the measurement and shall discharge freely and steadily into atmosphere.

3.2 The discharge pipe shall be level and shall consist of preferably a straight length of $40 d$, subject to a minimum of $10 d$, upstream of the exit end.

3.3 The internal surface of the pipe shall be clean, free from pitting and deposits and not encrusted.

3.4 The exit end of the pipe shall be in flush with the inner surface of the pipe and its plane parallel to a normal cross-section of the free jet.

3.5 The co-ordinates x and y shall be measured upstream of the disintegrating region of the jet. Keeping the horizontal distance x constant, at least six readings of y should be taken at the crest of the jet and the average value should be used to ensure that the deviation in the measurement of discharge to be within ± 3 percent.

4 COMPUTATION — QUANTITIES TO BE MEASURED

4.1 Equation

Equation of the type given in 2.1 is considered for finding the volume rate of flow. The constant K in equation (1) has been experimentally observed to be 0.573 as against a theoretical value of 0.555 and the equation shall read as:

$$\frac{Q}{d^2 \cdot \sqrt{g}} = 0.573 \sqrt{\frac{x^2}{y}}$$

4.2 Example for the calculation of rate of flow.

4.2.1 Method of application of the equation in 4.1 will be as follows:

d , Diameter of the pipe	= 50 mm
x , Horizontal distance	= 400 mm
y , Vertical drop of jet	= 170 mm
g , Gravitational constant	= 9 800 mm/s ²

Therefore, volumetric discharge = 0.573

$$d^2 \cdot \sqrt{g} \cdot \sqrt{\frac{x^2}{y}} \times 60 \times 10^{-6} \text{ litres/min} = 264 \text{ litres/min}$$

IS 9119 : 2024

The error in computation of discharges Q arising out of error in measurement of x and y can be calculated using the following formula.

$$\frac{\Delta Q}{Q} = \sqrt{\left(\frac{\Delta x}{x}\right)^2 + \left(\frac{\Delta y}{2y}\right)^2}$$

Where, Δx and Δy are the measurement errors in x and y respectively while ΔQ is the computed error in discharge Q .

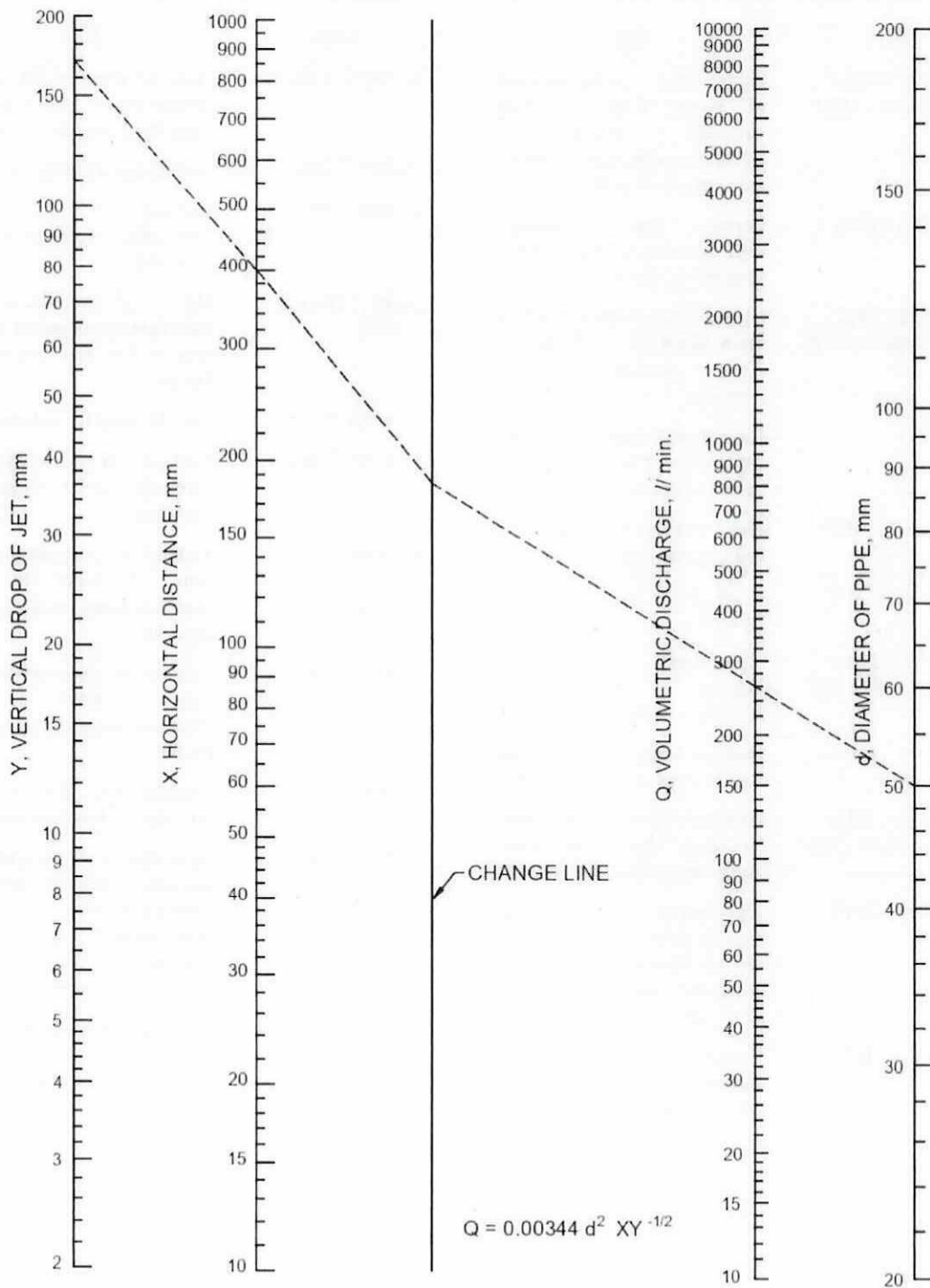
An error of 5 mm in the measurement of y yields an error of 1.5 percent in the discharge for the specified diameter from 25 mm to 200 mm and discharges specified from 75 litres/min to 10 000 litres/min. For other values larger errors will be involved.

4.3 Alternately, the nomograph given in Annex A may be used for y from 2 mm to 200 mm and x from 10 mm to 1 000 mm with pipe diameter from 20 mm to 200 mm.

ANNEX A

(Clause 4.3)

NOMOGRAPH FOR SOLUTION ON JET CHARACTERISTICS OF FLOW



NOTE : g is assumed as 9800 mm/s²
 $K\sqrt{g} \cdot 60 \cdot 10 = 0.00344$

FIG. 2 NOMOGRAPH FOR SOLUTION ON JET CHARACTERISTICS OF FLOW

ANNEX B

(Foreword)

LIST OF REFERRED STANDARDS

<i>IS No.</i>	<i>Title</i>	<i>IS No.</i>	<i>Title</i>
IS 1192 : 2024/ ISO 748 : 2021	Hydrometry — measurement of liquid flow in open channels — velocity area methods using point velocity measurements (<i>third revision</i>)	IS 3918 : 1966	Code of practice for use of current meter (cup type) for water flow measurement
IS 1194 : 1960	Forms for recording measurement of flow of water in open channels	IS 4073 : 1967	Specification for fish weights
IS 2912 : 2022 ISO 1070 : 2018	Liquid flow measurement in open channels — Slope — Area method (<i>second revision</i>)	IS 4080 : 1994	Vertical staff gauges — Functional requirements (<i>first revision</i>)
IS 2951	Recommendation for estimation of flow of liquids in closed conduits:	IS 4477 (Part 2) : 1975	Method of measurement of fluid flow by means of venturi meters: Part II Compressible fluids
(Part 1) : 1965	Head loss in straight pipes due to frictional resistance	IS 4858 : 1968	Specification for velocity rods
(Part 2) : 1965	Head loss in valves and fittings	IS 4890 : 1968	Methods for measurement of suspended sediment in open channels
IS 3910 : 2013/ ISO 2537 : 2007	Hydrometry — Rotating-element current-meters (<i>second revision</i>)	IS 6062 : 1971	Method of measurement of flow of water in open channels using standing wave flume-fall
IS 3911 : 1994	Surface floats — Functional requirements (<i>first revision</i>)	IS 6063 : 1971	Method of measurement of flow of water in open channels using standing wave flume
IS 3912 : 2013/ ISO 3454 : 2008	Hydrometry — Direct depth sounding and suspension equipment (<i>second revision</i>)	IS 6064 : 1971	Specification for sounding and suspension equipment
IS 3913 : 2014	Hydrometry — Functional requirements and characteristics of suspended-sediment samplers (<i>second revision</i>)	IS 6339 : 2013	Hydrometry — Sediment in streams and canals — Determination of concentration, particle size distribution and relative density (<i>first revision</i>)
IS 3917 : 2003	Scoop type bed material samplers — Specification (<i>first revision</i>)	IS 9119 : 2024	Method of flow estimation by jet characteristics (approximate method)

To access Indian Standards click on the link below:

https://www.services.bis.gov.in/php/BIS_2.0/bisconnect/knowyourstandards/Indian_standards/isdetails/


ANNEX C

(Foreword)

COMMITTEE COMPOSITION

Hydrometry Sectional Committee, WRD 01

<i>Organization</i>	<i>Representative(s)</i>
Central Water & Power Research Station, Pune	SHRI R. S. KANKARA (<i>Chairperson</i>)
Aimil Ltd, New Delhi	SHRI ANURAG GUPTA SHRI KULDEEP SHARMA(<i>Alternate</i>)
Bhabha Atomic Research Centre, Radiochemistry and Isotope Group, Mumbai	SHRI H. J. PANT SHRI V. K. SHARMA (<i>Alternate</i>)
Bhakra Beas Management Board, Chandigarh	DIRECTOR (WR) SENIOR DESIGN ENGINEER (WR) (<i>Alternate</i>)
Brahmaputra Board, Govt of India, Guwahati	SHRI SHER SINGH SHRI SHYAMAL KUMAR DEKA (<i>Alternate</i>)
Center for Water Resources Development and Management, Kozikode	DR MANOJ P. SAMUEL DR CELINE GEORGE (<i>Alternate I</i>) DR DRISSIA T. K. (<i>Alternate II</i>)
Central Water & Power Research Station, Pune	DR R. G. PATIL SHRI B. SURESH KUMAR (<i>Alternate</i>)
Central Water Commission, New Delhi	SHRI G. K. AGARWAL SHRI PANKAJ KUMAR SHARMA (<i>Alternate I</i>) SHRI N. N. RAI (<i>Alternate II</i>)
Fluid Control Research Institute, Palakkad	SHRI J. P. K. SURESH SHRI GOPAN C. K. (<i>Alternate</i>)
Gujarat Engineering Research Institute, Vadodara	SHRI N. R. MAKWANA SHRI V. R. RATHWA (<i>Alternate</i>)
India Meteorological Department, New Delhi	SHRI B. P. YADAV
Indian Institute of Science, Bengaluru	PROF D. NAGESH KUMAR
Indian Institute of Technology, Madras	DR BALAJI NARASIMHAN DR SOUMENDRA NATH KUIRY (<i>Alternate</i>)
Indian Institute of Technology Roorkee, Roorkee	PROF ASHISH PANDEY PROF SUMIT SEN (<i>Alternate</i>)
Indian Institute of Technology, New Delhi	DR D. R. KAUSHAL PROF S. CHAKMA (<i>Alternate</i>)
L & T – Sargent & Lundy Limited, Vadodara	SHRI YOGENDRA D. MISHRA SHRI KARTHIK T. (<i>Alternate</i>)
National Hydroelectric Power Corporation Limited, Faridabad	SHRIMATI MANJUSHA MISHRA SHRI SHYAN DHAR SHUKLA (<i>Alternate I</i>) SHRI SAMEER SHRIVASTAV (<i>Alternate II</i>)

<i>Organization</i>	<i>Representative(s)</i>
National Institute of Hydrology, Roorkee	DR SANJAY KUMAR SHRI J. P. PATRA (<i>Alternate</i>)
National Physical Laboratory, New Delhi	DR A. K. BANDYOPADHYAY SHRI SHIV KUMAR JAISWAL (<i>Alternate</i>)
National Remote Sensing Center, Hyderabad	DR V. VENKATESHWAR RAO SHRI K. H. V. DURGA RAO (<i>Alternate</i>)
National Water Development Agency, New Delhi	SHRI K. P. GUPTA SHRI AFROZ ALAM (<i>Alternate</i>)
Research Design and Standards Organization, Lucknow	SHRI PRADIP KUMAR SHRI U. V. SINGH (<i>Alternate</i>)
Sutron Hydromet Systems Pvt Ltd, New Delhi	SHRI DEEPAK GUPTA SHRI SOMESH KUMAR (<i>Alternate</i>)
Water Resources Department, Govt of Punjab, Chandigarh	SHRI H. S. MINHAS SHRI VIJAY KUMAR (<i>Alternate</i>)
Water Resources Department, Govt of Andhra Pradesh, Vijayawada  Vizianagaram	SHRI P. JOHN VICTOR SHRI A. G. MANOJ KUMAR (<i>Alternate</i>)
Water Resources Organization, Public Works Department, Govt of Tamil Nadu, Chennai	ER S. SRIDHARAN SUPTED ENGINEER DESIGN WRO (<i>Alternate</i>)
In Personal Capacity (G-601, Prateek Stylome, Sector 45, Noida - 201301)	DR NAYAN SHARMA
BIS Directorate General	SHRI DUSHYANT PRAJAPATI, SCIENTIST 'E'/ DIRECTOR AND HEAD (WATER RESOURCES) [REPRESENTING DIRECTOR GENERAL (<i>Ex-officio</i>)]

Member Secretary

SHRI AJAY MEENA
SCIENTIST 'B'/ASSISTANT DIRECTOR
(WATER RESOURCES), BIS

Bureau of Indian Standards

BIS is a statutory institution established under the *Bureau of Indian Standards Act, 2016* to promote harmonious development of the activities of standardization, marking and quality certification of goods and attending to connected matters in the country.

Copyright

BIS has the copyright of all its publications. No part of these publications may be reproduced in any form without the prior permission in writing of BIS. This does not preclude the free use, in the course of implementing the standard, of necessary details, such as symbols and sizes, type or grade designations. Enquiries relating to copyright be addressed to the Head (Publication & Sales), BIS.

Review of Indian Standards

Amendments are issued to standards as the need arises on the basis of comments. Standards are also reviewed periodically; a standard along with amendments is reaffirmed when such review indicates that no changes are needed; if the review indicates that changes are needed, it is taken up for revision. Users of Indian Standards should ascertain that they are in possession of the latest amendments or edition by referring to the website-www.bis.gov.in or www.standardsbis.in.

This Indian Standard has been developed from Doc No.: WRD 01 (19429).

Amendments Issued Since Publication

Amend No.	Date of Issue	Text Affected

BUREAU OF INDIAN STANDARDS

Headquarters:

Manak Bhavan, 9 Bahadur Shah Zafar Marg, New Delhi 110002

Telephones: 2323 0131, 2323 3375, 2323 9402

Website: www.bis.gov.in

Regional Offices:

	Telephones
Central : 601/A, Konnectus Tower -1, 6 th Floor, DMRC Building, Bhavbhuti Marg, New Delhi 110002	{ 2323 7617
Eastern : 8 th Floor, Plot No 7/7 & 7/8, CP Block, Sector V, Salt Lake, Kolkata, West Bengal 700091	{ 2367 0012 2320 9474
Northern : Plot No. 4-A, Sector 27-B, Madhya Marg, Chandigarh 160019	{ 265 9930
Southern : C.I.T. Campus, IV Cross Road, Taramani, Chennai 600113	{ 2254 1442 2254 1216
Western : 5 th Floor/MTNL CETTM, Technology Street, Hiranandani Gardens, Powai, Mumbai 400076	{ 2570 0030 2570 2715

Branches : AHMEDABAD, BENGALURU, BHOPAL, BHUBANESHWAR, CHANDIGARH, CHENNAI, COIMBATORE, DEHRADUN, DELHI, FARIDABAD, GHAZIABAD, GUWAHATI, HARYANA (CHANDIGARH), HUBLI, HYDERABAD, JAIPUR, JAMMU, JAMSHEDPUR, KOCHI, KOLKATA, LUCKNOW, MADURAI, MUMBAI, NAGPUR, NOIDA, PARWANOO, PATNA, PUNE, RAIPUR, RAJKOT, SURAT, VIJAYAWADA.