

BUREAU OF INDIAN STANDARDS
DRAFT FOR COMMENTS ONLY

Doc No.: PGD 21 (24675)(WC)
IS 5225 : 2024

भारतीय मानक मसौदा

मौसम विज्ञान — वर्षामापी, नॉन-रिकॉर्डिंग — विशिष्टि
(IS 5225 का दूसरा पुनरीक्षण)

Draft Indian Standard

Meteorology — Raingauge, Non-Recording — Specification
(*Second Revision of IS 5225*)

ICS 07:060

Not to be reproduced without permission of BIS or use as Standard	Last date for receipt of comment is 22.03.2024
--	---

FOREWORD

(Formal Clauses will be added later)

Accuracy in the measurement of rainfall is of great importance in almost all fields of national economy and is of special significance in agriculture, irrigation, design of waterways, flood control, power generation and the conservation of water resources on both national and international scales.

The raingauge consists essentially of a collector which intercepts the sample of rainfall to be measured and a receiver consisting of a base and a bottle in which the rainfall collected is stored. The collector is exposed above ground level while the receiver is fixed partially below ground level.

This standard was originally published in 1969 and subsequently revised in 1992. This revision is taken up to keep pace with the latest technological developments and international practices. The following major changes have been made:

- a) UDC number has been replaced by ICS number on first cover page;
- b) Reference clause has been updated;
- c) Fig. 1 has been modified based on an improved model of non-recording raingauge.

For the purpose of deciding whether a particular requirement of this standard is complied with, the final value, observed or calculated, expressing the result of a test, shall be rounded off in accordance with IS 2 : 2022 'Rules for rounding off numerical values (*second revision*)'. The number of significant places retained in the rounded off value should be the same as that of the specified value in this standard.

METEOROLOGY — RAINGAUGE, NON-RECORDING — SPECIFICATION

(Second Revision)

1 SCOPE

This standard specifies the requirements for non-recording raingauges with capacities of 100, 200, 400 and 1 000 mm rainfall.

2 REFERENCES

The standards listed below contain provisions which, through reference in this text, constitute provisions of this standard. At the time of publication, the editions indicated were valid. All standards are subject to revision, and parties to agreements based on this standard are encouraged to investigate the possibility of applying the most recent editions of the standards listed below.

<i>IS No.</i>	<i>Title</i>
617 : 1994	Cast aluminium and its alloys — Ingots and castings for general engineering purposes — Specification (<i>third revision</i>)
4849 : 1992	Meteorology — Rain measures — Specification (<i>first revision</i>)

3 TYPES

3.1 This standard specifies collectors 100 cm² and 200 cm² in area, two bases and three bottles of capacities 2, 4 and 10 liters. All components are completely interchangeable and combinations of these provide the raingauges as given in Table 1.

Table 1 Nominal Measuring Capacity and Combinations
(Clause 3.1 and 8)

Sl No.	Nominal Measuring Capacity, mm rainfall	Collector	Base	Bottle
(1)	(2)	(3)	(4)	(5)
i)	100	200cm ²	Small	2 litre
ii)	200	200 cm ²	Small	4 litre
iii)	400	100 cm ²	Small	4 litre
iv)	1 000	100 cm ²	Large	10 litre

Note — The 100 and 200 mm rainfall raingauges are identical except for the bottles used. The use of 2 litre bottle is advisable only in regions where rainfall between two observations is likely to be less than 100mm or where an additional cylinder is used to collect the overflow, if any, from the bottle.

3.2 The 200 mm capacity raingauges shall meet the requirements of most of the stations in the country. The 400 mm capacity and 1 000 mm capacity gauges with 100 cm² collectors are recommended for use in heavy and very heavy rainfall areas.

4 MATERIAL

4.1 The material used for the manufacture of the raingauges shall have the following properties:

- a) Rigidity and strength with no distortion or other deterioration when exposed to widely varying climatic conditions in the open air, while at the same time, being light in weight, the addition of a suitable ultra-violet inhibitor is recommended for increasing its durability;
- b) Freedom from attack of insect or fungoid life;
- c) Smooth and permanent surface finish to facilitate free flow of precipitation;
- d) Low thermal conductivity to minimize evaporation losses or condensation gains;
- e) A life of not less than 15 years in the open; and
- f) Pin in locking arrangement and hasp and staple shall be of brass or stainless steel to prevent corrosion/rusting.

4.2 While any material satisfying the above requirements may be used, fibre glass reinforced polyester is considered as a suitable material.

NOTE — Galvanized iron sheet is not considered as a suitable material for this purpose.

4.3 The material for the rim of the collector shall be gun metal or aluminium alloy conforming to grade 4635 of IS 617.

4.4 The material for the locking ring shall be rigid plastic of a suitable composition or metal satisfying the requirements specified in **4.1**

5 DIMENSIONS

5.1 The dimensions for collectors, bottles, bases and locking rings shall be as given in Fig. 1 to 4.

5.2 The inside diameter of the collector rim shall be correct within ± 0.5 mm of the specified value when measured in any four directions and the mean of the four values shall be within ± 0.2 mm of the specified value.

5.3 Where no tolerances have been indicated, normal manufacturing tolerances shall apply.

6 GENERAL REQUIREMENTS

6.1 Collector

The collector shall have a rim cemented firmly at the top. If the collector is made of fibre glass reinforced polyester, the nominal thickness of the material where the gun metal rim is cemented shall be suitably increased to ensure strength and a firm and permanent adhesion. The entire inner surface of the funnel with rim shall have a smooth finish. The body of collector shall be tapered. All seams of the collector shall be of adequate strength and shall be water-tight. The funnel shall be firmly joined to the collector with a leak-proof joint. The junction of the funnel outlet pipe shall be reinforced as shown. When assembled, the funnel outlet pipe shall extend inside the bottle in the base.

6.1.1 The lower end of the collector shall have a ring fitted inside it. The ring shall have five locking lugs for locking the collector to the base (*see* Fig. 3). The locking ring shall be bonded to the collector with a suitable and strong adhesive or moulded with the collector.

6.1.2 The lower ends of the 200 cm² and 100 cm² collectors shall be identical and shall provide an interchangeable fitting with the raingauge base.

6.1.3 A suitable locking arrangement shall be provided for locking the collector to the base.

6.2 Base

The design of the base shall be such as to permit direct and interchangeable fitting of collectors of either size.

6.2.1 A locking ring (*see* Fig. 3) shall be fitted inside at the top end of the base to provide means for locking the collector funnel on it. The ring shall be either bonded to the base with a suitable and strong adhesive or moulded to the base. A suitable stop shall be provided in the locking ring so that it does not rotate further and get unlocked.

6.2.2 The special large capacity base and 10 litres bottle for very heavy rainfall stations may be as suggested in Fig. 4; the base shall have the standard interchangeable fitting for the 100 cm² collector.

6.3 Bottle

The bottle shall be of polythene, with nominal capacities of 2 litres, 4 litres or 10 litres and shall be provided with one or more handles for lifting it out of the receiver. The bottle shall be completely contained within the base. The upper portions of the bottle shall be smoothly curved so that when tilted, all the water from inside drains out completely leaving no water in the bottle. The mouth of the bottle shall not be less than 45 mm in diameter.

6.4 Additional Cylinder

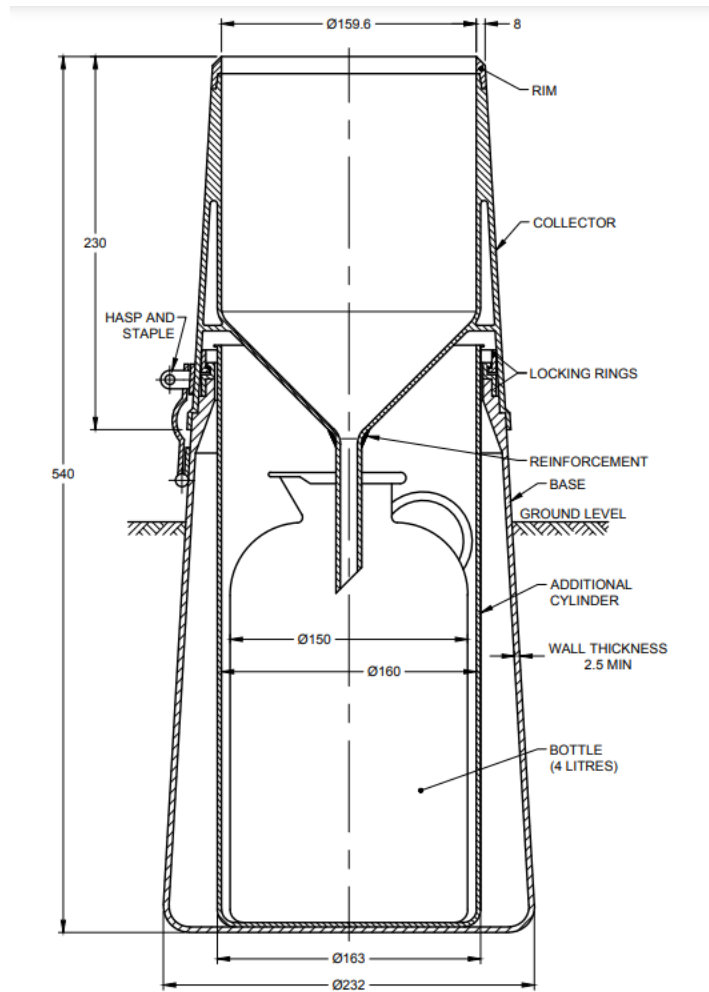
The inner surface of the additional cylinder provided shall be smooth and the top edge shall be slightly thickened to provide a grip for conveniently lifting it out when required.

6.5 Rain Measures

Appropriate rain measures conforming to IS 4849 shall be used in conjunction with non-recording raingauge for the accurate determination of the catch.

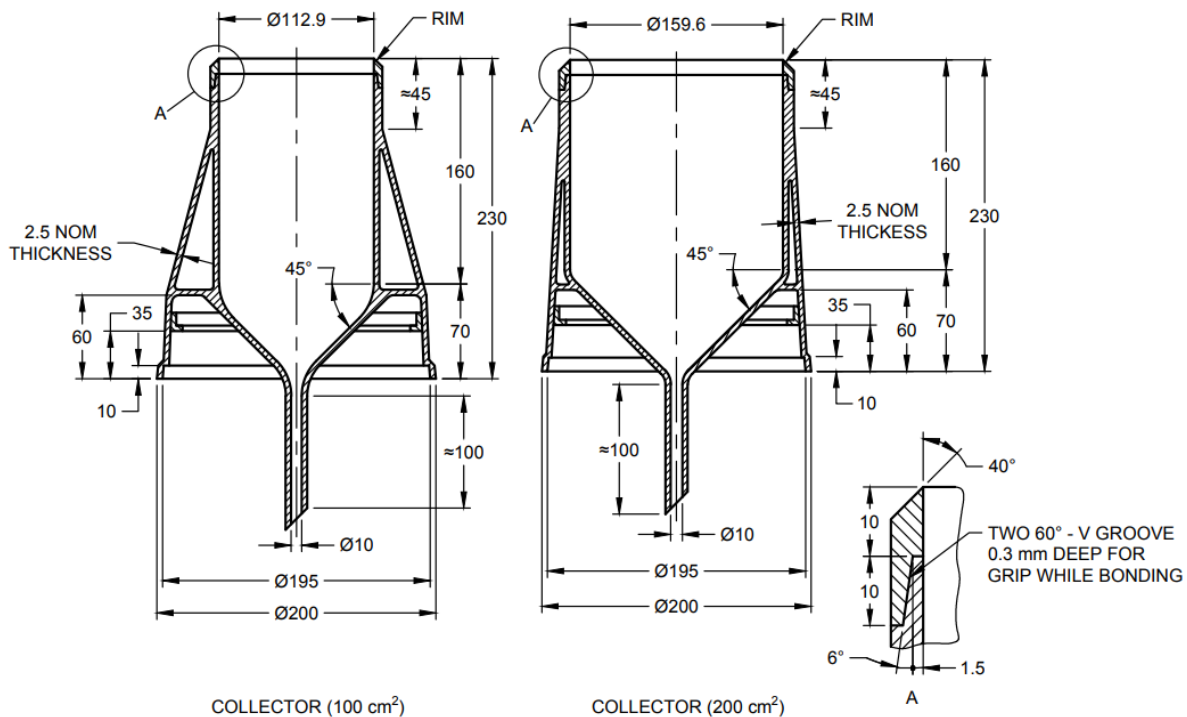
7 WORKMANSHIP AND FINISH

7.1 All parts shall be leak-proof and when assembled, the rim of the collector shall be truly horizontal.



All dimensions are in millimeters.

FIG. 1 RAINGAUGE, NON-RECORDING (200 cm^2), GENERAL ASSEMBLY



All dimensions are in millimeters.
 FIG. 2 DIMENSIONS OF COLLECTORS

7.2 The external surface of the complete rain gauge shall have a smooth and permanent finish.

7.3 The rain gauge shall be of any light colour but a light shade of grass green or cream is preferred.

8 DESIGNATION

For the purpose of inquiry or order, the rain gauge shall be designated by the nominal measuring capacity as shown in Table 1 and the IS number.

Example:

A rain gauge with a nominal measuring capacity of 200 mm of rainfall shall be designated as:

Rain gauge, 200 mm rainfall IS 5225

9 MARKING

9.1 Each rain gauge shall bear the following inscription engraved legibly and indelibly on a name plate which shall be cemented firmly on the collectors:

- The inscription '200 cm² collector' or '100 cm² collector', as the case may be;
- Manufacturer's name or recognized trade-mark as agreed to between the supplier and the purchaser; and
- Serial number and year of manufacture, for example, No.123/24.

9.2 The bottle shall be legibly and permanently marked with its capacity in litres.

9.3 BIS Standard Marking

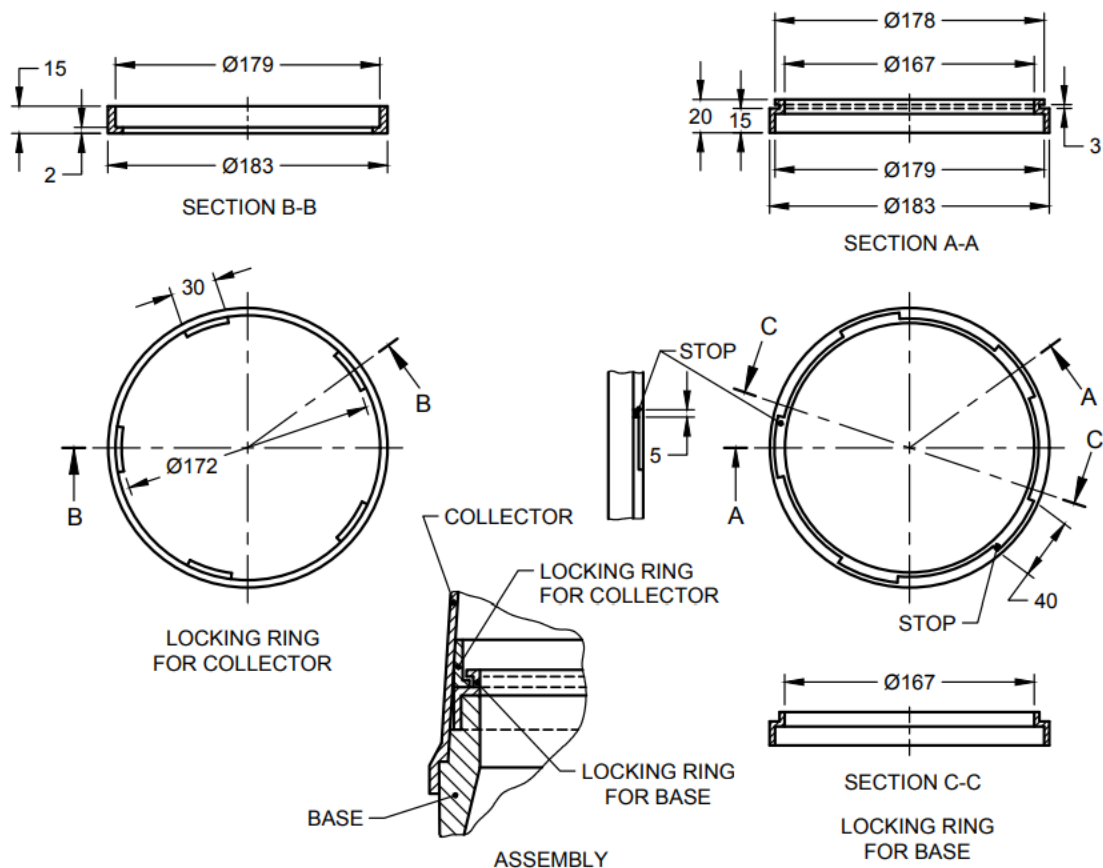
The product(s) conforming to the requirements of this standard may be certified as per the conformity assessment schemes under the provisions of the Bureau of Indian Standards Act, 2016 and the Rules and Regulations framed thereunder, and the products may be marked with the standard mark.

10 PACKING

Each raingauge shall be wrapped in corrugated cardboard sheet and packed in a stout bonded cardboard carton having a lid. Further, packing shall be as agreed to between the supplier and the purchaser.

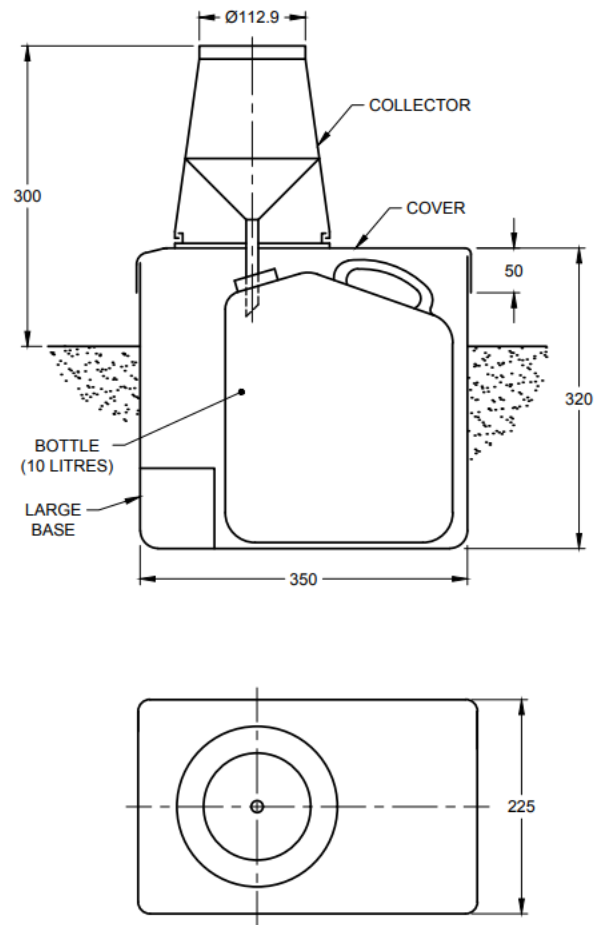
11 TESTING AND INSPECTION

All the raingauges shall be tested individually for conformity to all the requirements of this specification.



All dimensions are in millimeters.

FIG. 3 DIMENSIONS OF LOCKING RING FOR COLLECTOR AND LOCKING RING FOR BASE



All dimensions are in millimeters.
FIG. 4 RAINGAUGE, 1 000 MM RAINFALL