

भारतीय मानक ब्यूरो

DRAFT FOR WIDE CIRCULATION

(Not to be reproduced without permission of BIS or used as an Indian Standard)

भारतीय मानक मसौदा

**धात्विक सामग्री — तनाव में एकाक्षीय विसर्पण परीक्षण —
परीक्षण पद्धति***(IS 17795 का पहला पुनरीक्षण)**Draft Indian Standard***Metallic Materials — Uniaxial Creep Testing in
Tension — Method of Test***(First Revision of IS 17795)***(ISO 204 : 2023, MOD)***(Superseding IS 3407 (Part 1) : 1983 and IS 3407 (Part 2) : 1983)*

ICS 77.040.10

Mechanical Testing of Metals
Sectional Committee, MTD 3Last date of comment:
8 August 2024

NATIONAL FOREWORD

This draft Indian Standard (First Revision) which is a modified adoption of ISO 204 : 2023 'Metallic materials — Uniaxial creep testing in tension — Method of test' issued by the International Organization for Standardization (ISO), was adopted by the Bureau of Indian Standards on the recommendation of the Mechanical Testing of Metals Sectional Committee and approval of the Metallurgical Engineering Division Council.

This standard was originally published in 2022 as IS 17795 : 2022/ISO 204 : 2018 'Metallic materials — Uniaxial creep testing in tension — Method of test'. In this revision, the standard is aligned with ISO 204: 2023 with certain technical modifications as suggested by sectional committee. The portions given in dotted underlines are the matters not specified in the corresponding international standard. A list of technical modifications is given in National Annex G.

This revision supersedes the standards mentioned below since the requirements of these standards has been covered in this revision:

- a) IS 3407 Part 1 : 1983 Method for creep testing of steel at elevated temperatures: Part 1 tensile creep testing
- b) IS 3407 Part 2 : 1983 Method for creep testing of steel at elevated temperatures: Part 2 tensile creep stress rupture testing

Creep is the phenomenon exhibited by materials which slowly deform when subjected to loading at elevated temperature. This document is concerned with the method used to measure such material behavior.

Annexes are included concerning temperature measurement using thermocouples and their calibration, creep testing test pieces with circumferential V and blunt (Bridgman) notches, estimation of measurement uncertainty and methods of extrapolation of creep rupture life.

Except the deviations identified in National Annex G, the remaining text of the ISO standard has been approved as suitable for publication as an Indian Standard without deviations. Certain conventions and terminologies are, however, not identical to those used in Indian Standards. Attention is particularly drawn to the following:

- a) Wherever the words `International Standard' appear referring to this standard, it should be read as `Indian Standard'
- b) Comma (,) has been used as a decimal marker while in Indian Standards the current practice is to use a point (.) as the decimal marker.

In this adopted standard, reference appears to certain International Standards for which Indian Standards also exists. The corresponding Indian Standards which are to be substituted in their place are listed below along with their degree of equivalence for the edition indicated:

<i>International Standard</i>	<i>Corresponding Indian Standard</i>	<i>Degree of Equivalence</i>
ISO 6892-1 : 2019 Metallic materials — Tensile testing — Part 1: Method of test at room temperature	IS 1608 (Part 1) : 2022 / ISO 6892-1 : 2019 Metallic materials - Tensile testing - Part 1 : Method of test at room temperature (<i>Fifth Revision</i>)	Identical
ISO 6892-2 : 2018 Metallic materials — Tensile testing — Part 2: Method of test at elevated temperature	IS 1608 (Part 2) : 2020 / ISO 6892-2 : 2018 Metallic Materials - Tensile Testing Part 2 Method of Test at Elevated Temperature (<i>Fourth Revision</i>)	Identical
ISO 7500-2 : 2006 Metallic materials — Verification of static uniaxial testing machines — Part 2: Tension creep testing	IS 1828 (Part 2) : 2015 / ISO 7500-2 : 2006 Metallic materials - Verification of static uniaxial testing machines: Part 2 tension creep	Identical

machines — Verification of the applied force testing machines - Verification of the applied force (*First Revision*)

ISO 9513 : 2012 Metallic materials — Calibration of extensometer systems used in uniaxial testing IS 12872 : 2021 / ISO 9513 : 2012 Metallic Materials - Calibration of Extensometer Systems Used in Uniaxial Testing (*Second Revision*) Identical

In reporting the result of a test or analysis made in accordance with this standard, is to be rounded off, it shall be done in accordance with IS 2 : 2022 'Rules for rounding off numerical-values (*second revision*)'.

The scope of the standard is as follows:

SCOPE

This document specifies the methods for:

- a) uninterrupted creep tests with continuous monitoring of extension;
- b) interrupted creep tests with periodic measurement of elongation;
- c) stress rupture tests where normally only the time to fracture is measured; and
- d) a test to verify that a predetermined time can be exceeded under a given force, with the elongation or extension not necessarily being reported.

NOTE A creep test can be continued until fracture has occurred or it can be stopped before fracture.

The complete document/text of ISO 204 : 2023 'Metallic materials — Uniaxial creep testing in tension — Method of test' may be made available, on request to:

संजीव मैनी /**Sanjiv Maini**
वरिष्ठ निदेशक, वैज्ञानिक 'एफ' एवं प्रमुख /**Senior Director, Scientist 'F' & Head**
धातुकर्म अभियांत्रिकी विभाग /**Metallurgical Engg. Department**
भारतीय मानक ब्यूरो /**Bureau of Indian Standards,**
मानक भवन, नई दिल्ली/ **Manak Bhavan, 9, B.S.Z. Marg,**
New Delhi-110002
E-mail: mtd@bis.gov.in, mtd3@bis.gov.in
Tel: + 91 11 23231085

National Annex G
(National Foreword)

Clause/Sub clause

Modifications

Figure 1

Replace Figure 1

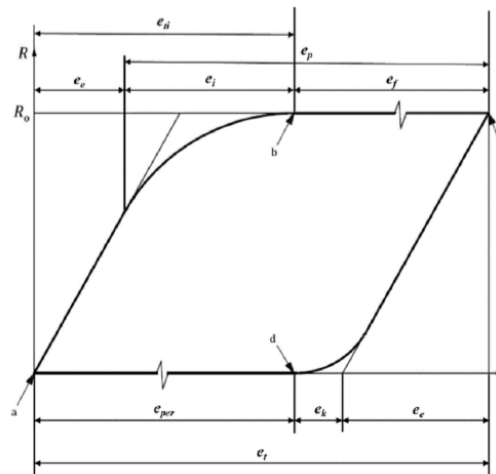


Figure 1 — Schematic stress — extension curve

3.30

Add 'More definitions related to creep are given in Annex F.'

Annex F

Definitions related to creep**F.1 Creep**

Creep refers to the time dependent part of strain of a metal or alloy when stressed below its yield point or proportional limit. Its effect is more marked at elevated temperatures, and therefore, is important in the case of metals and alloys for high temperature uses.

F.2 The creep diagram pertains to the variation of creep strain with elapsed time at a given temperature and load. A typical creep diagram is shown in Figure. F.1. It consists of following three stages:

- a) **Primary creep** — The exhaustion stage of creep at a diminishing rate;
- b) **Secondary creep** — The stable stage of creep at a constant rate; and
- c) **Tertiary creep** — The final stage of creep at an accelerating rate, preceding fracture.

The constant nominal stress that will bring about a specified creep strain in a given time or creep rate at constant temperature.

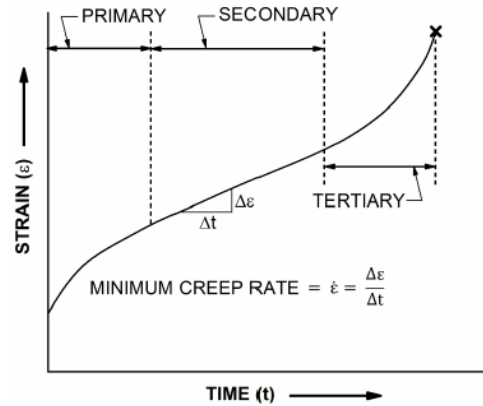


Figure F.1 Creep diagram

F.3 Creep Strength

The constant nominal stress that will bring about a specified creep strain in a given time or creep rate at constant temperature.

F. 4 Creep Rate ($\dot{\epsilon}$) is defined as rate of changes of strain with time that is, $\Delta\epsilon/\Delta t'$ as shown on the creep diagram (see Figure F.1). Normally creep rate in secondary stage, that is, minimum creep rate is taken into consideration for engineering design, where change in dimension during service is critical.

F.5 Creep Strain Limit

In engineering design, a limit on the amount of strain occurring over entire service life is specified, for example, 1 percent creep in 100 000 hours. This corresponds to a creep rate limit of 10^{-7} per hour, and hence the limiting stress as given in Figure F.2.

F.6 Creep Rate Limit

In engineering design a limit on creep rate is specified, for example, 10^{-7} per hour. This creep rate will correspond to a limiting stress at a particular temperature. The limiting stress is obtained from a stress vs creep rate diagram as shown in Figure F.2

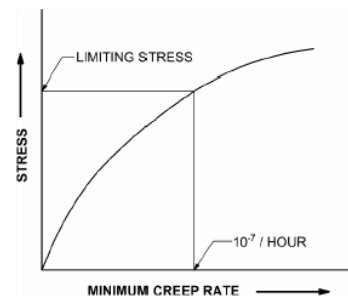


Figure F.2 Stress vs. creep rate diagram