

BUREAU OF INDIAN STANDARDS

DRAFT FOR COMMENTS ONLY

(Not to be reproduced without the permission of BIS or used as an Indian Standard)

भारतीय मानक मसौदा

घरेलू सिलाई मशीनें — मेज और आधार — विशिष्टि

(आई एस 12789 का पहला पुनरीक्षण)

Draft Indian Standard

**HOUSEHOLD SEWING MACHINES —
TABLES AND BASE — SPECIFICATION**

(First Revision of IS 12789)

ICS 61.080

Sewing Machine Sectional
Committee, MED 29

Last date for receipt of
comments is **30 January 2024**

FOREWORD

(Formal clauses to be added later)

This standard was first published in 1989. The present revision has been taken up with a view to incorporating the modifications found necessary as a result of experience gained on the use of this standard. Also, in this revision, the standard has been brought into the latest style and format of Indian Standard, and references to Indian Standards, wherever applicable have been updated. The BIS certification marking clause has been modified to align with the revised *Bureau of Indian Standards Act, 2016*.

For the purpose of deciding whether a particular requirement of this standard is complied with, the final value, observed or calculated, expressing the result of a test shall be rounded off in accordance with IS 2 : 2022 'Rules for rounding off numerical values (*second revision*)'. The number of significant places retained in the rounded-off value should be the same as that of the specified value in this standard.

1 SCOPE

This standard lays down the requirements for table and base for sewing machines for household purposes.

2 REFERENCES

The standards listed below contain provisions which through their reference in this text constitute provisions of this standard. At the time of publication, the editions indicated were valid. All standards are subject to revision and parties to agreements based on this standard are encouraged to investigate the possibilities of applying the most recent editions of the standards indicated below.

<i>IS No.</i>	<i>Title</i>
IS 101 (Part 3/Sec 4) : 1987	Method of sampling and test for paints, varnishes and related products: part 3 Test on paint film formation, Sec 4 Finish
IS 101 (Part 5/Sec 1) : 1988	Methods of sampling and test for paints, varnishes and related products : Part 5 Mechanical test for paint film, Sec 1 Hardness test
IS 303 : 1989	Plywood for general purposes.
IS 513 (Part 1) : 2016	Cold reduced carbon steel sheet and strip: Part 1 cold forming and drawing purpose (<i>sixth revision</i>)
IS 848 : 2006	Synthetic resin adhesives for plywood (Phenolic and Amino plastic) – Specification (<i>second revision</i>)
IS 1068 : 1993	Electroplated coatings of nickel plus chromium and copper plus nickel plus chromium - Specification (<i>third revision</i>)
IS 1734 (Part 5) : 1983	Method of test for plywood : Part 5 Test for adhesion of plies
IS 1734 (Part 6) : 1983	Method of test for plywood : Part 6 Determination of water resistance
IS 3087 : 2005	Particle boards of wood and other lignocellulosic materials (medium density) for general purposes — Specification (<i>second revision</i>)
IS 10018 : 1981	Specification for lacquer, cellulose nitrate, clear, finishing, glossy for wood
IS 12406 : 2021	Medium density fibre boards for general purpose — Specification (<i>second revision</i>)

3 TYPES

3.1 Different types of tables and base are as follows:

- a) Common Type Tables with drawers and shield bottom attached;
- b) Base May be composed of base and cover; and
- c) Cabinet Type Table Tables consisting of table with side door, back, bottom, etc.

4 DESIGNATION

4.1 Designation shall include type of table, nominal width (h), nominal lengths (l) of the table, and the IS number of this standard.

Example:

A common type table having width
b = 400 mm, and length, l = 800 mm shall be designated as:

Common Type Table 400 × 800 IS 12789

NOTE — Width and length of table shall be as agreed to between the purchaser and the supplier.

5 MATERIAL

5.1 Lumber

The lumber shall conform to the following conditions:

- a) Lumber shall be sufficiently dried and its moisture content shall be less than 15 percent in accordance with moisture content test specified in **12.1**;
- b) Material used in the visible portions shall be free from cracks and defects, such as knots, rot, and break in grain.

5.2 Plywood

The plywood shall conform to IS 303.

5.3 Fiberboard

The fiberboard shall conform to IS 12406. Medium-density fiberboard or particle board conforming to IS 3087.

5.4 Face Veener

The face veener shall be free from defects which may cause poor appearance when finished.

5.5 Laminated Sheets, shall conform to IS 2046.

5.6 Binding Agent

The adhesive used and binding agent shall conform to IS 848.

5.7 Drip Tray

The drip tray shall be manufactured from suitable steel sheets conforming to IS 513.

5.8 Finishing Material, shall conform to IS 10018.

5.9 Hardware

5.9.1 Machine Lifting Plate

The machine lifting plate shall conform to the following:

- a) The shape and dimensions of the machine lifting plate shall be in accordance with Fig 1;
- b) The coated surface of lifting plate shall be smooth, colouring and lustre uniform, and have sufficient hardness and shall be free from flaws such as cracks, mars, peeling, dents, strains, paint runs, and dust mixture.

5.9.2 Hinges and Lock

Hinges and lock shall be of good quality and plated as per IS 1068 with a minimum plating thickness of 6 micrometer.

5.9.3 Other Hardwares

Rust preventive treatment shall be applied to other hardware, and visible portions finally finished.

6 STRUCTURE

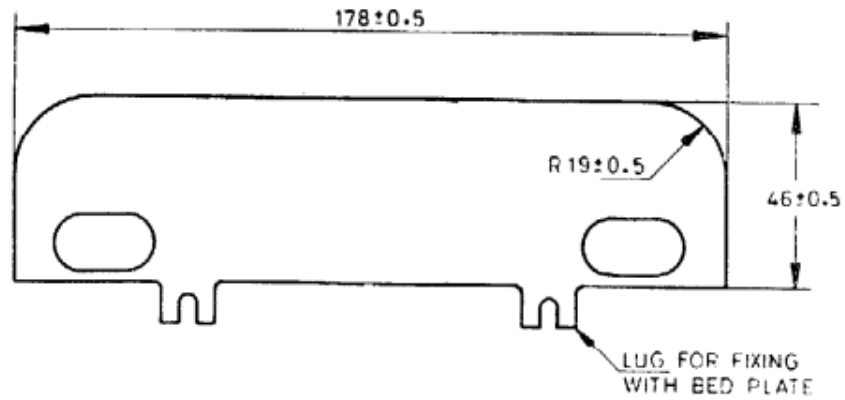
6.1 The structure shall conform to the following:

- a) Structure of each part shall be sufficiently strong and durable;
- b) Adhesion of table board shall be satisfactory and plywood parts shall possess water resistance nature equivalent to that of normal water resistance nature specified in adhesion strength test given in **12.2**;
- c) Drawer shall be firmly assembled and shall be free from excessive gap at joints, drawer assembly shall be fastened securely to the table with wood screws;
- d) Shield bottom shall be firmly assembled and fastened securely to the table with hardware or wood screws. This, however, is not applicable to shield bottom for cabinet base where it is loosely placed. However, the thickness of drip tray shall not be less than 0.5 mm;
- e) Cover and base shall be from excessive gap at joints as well as irregular grain. Sides, back and bottom panel of cabinet shall be assembled firmly and fastened securely to the table with hardware or wood screws;
- f) Sides, back and bottom panel of cabinet shall be assembled firmly and fastened securely to the table with hardware or wood screws; and
- g) Hardwares shall be fastened securely with wood screws, bolts and nuts, surface of hinges and locks shall not protrude above the wooden surface any more than the chamfered portion and shall be fitted snugly in the cut-out and seat.

7 SHAPE, DIMENSIONS AND ACCURACY

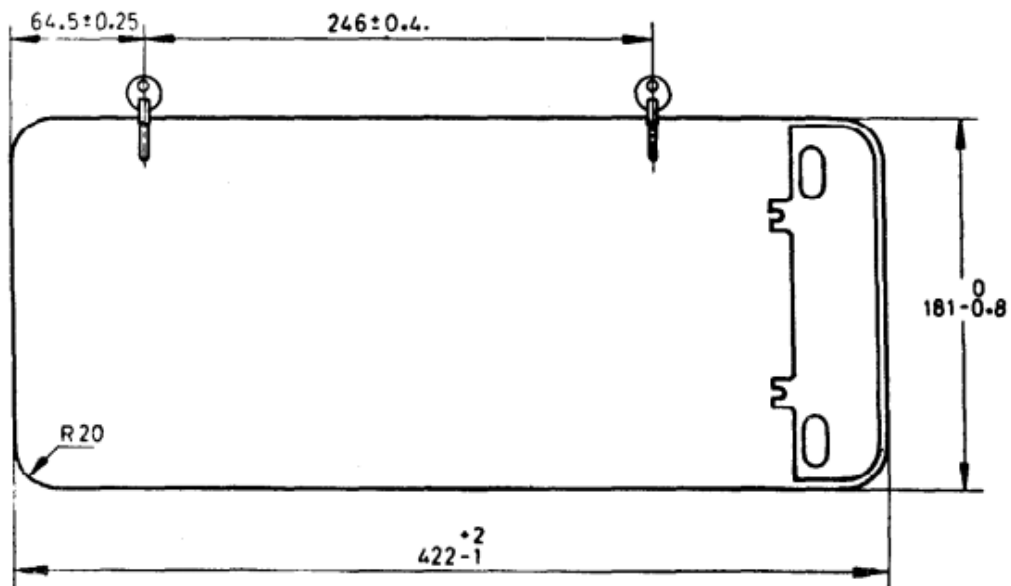
7.1 Shape and Dimension, shall be as shown in Fig. 2 and 3.

7.2 Thickness of the table shall not be less than 19 mm.



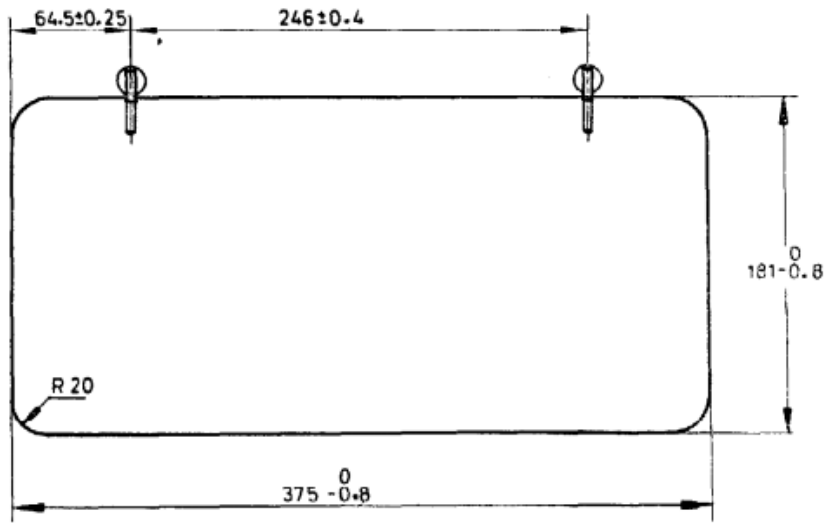
All dimensions in millimeters.

FIG. 1 SHAPE AND DIMENSIONS OF MACHINE LIFTING PLATE



All dimensions in millimeters.

FIG. 2 CUT-OUT FOR BED WHEN MACHINE LIFTING PLATE IS USED



All dimensions in millimeters.

FIG. 3 CUT-OUT FOR BED WHEN MACHINE LIFTING PLATE IS NOT USED

Note — When specially requested the bed cut-out may be made to, specified dimensions, however, the tolerance shall be in accordance with Fig. 2 and Fig. 3.

7.3 Accuracy of Assembly, shall be as follows:

<i>Sl No.</i>	<i>Description</i>	<i>Max Dimensions mm</i>
i)	Clearance at cut-off section shall be uniform all over with respect to bed	1.5
ii)	Misalignment of cut-off section with bed profile	0.5
iii)	Non-uniformity in depth of cut- off bed	0.5
iv)	Raise of machine bed over the table surface	1.0
v)	Clearance between table and centre drawer	2.0
vi)	Height of machine platform above surface of table	3.0
vii)	Clearance between drawer and bottom face of table	3.0
viii)	Clearance between cover and base or cover and table	2.0

Note — Clearance of drawer shall be measured when the drawer is in the closed position.

8 APPEARANCE

8.1 Appearances shall be elegant and also free from defects and shall conform to the following:

- a) All parts shall be free from harmful deformation, warpage, twist and unevenness;
- b) The surfaces of table bed and cover, also the face verneer on the front of cabinet shall be elegant; and
- c) Hardware shall be free from defects such as mars, rust, peeling etc.

9 COATING

9.1 Coating shall conform to IS 101 (Part 3/Set 4).

10 FUNCTION

10.1 Function shall conform to the following:

- a) The folding table shall be made in such a manner that the machine head can be housed without hindrance;
- b) Drawer, hinges, and hardware and also other subsidiary fixtures shall function smoothly and satisfactorily; and
- c) Stability of the base shall be satisfactory.

11 WEATHER PROOFNESS REQUIREMENTS

11.1 It shall conform to the following requirements of the weather-proof test:

- a) Wood parts shall be free from defects, such as delamination, cracks, and peeling, and shall not deform conspicuously or function abnormally;
- b) Coated surface shall be free from damage to gloss, colouring and also peeling; and
- c) Hardware shall be free from rust and shall function normally.

12 TEST

12.1 Moisture List

The moisture list shall be conducted in accordance with the moisture content measuring method specified in IS 1708 (Part 1).

12.2 Adhesion Strength Test

The test shall be conducted in accordance with the provisions of IS 1734 (Part 5).

12.3 Water Resistance Test

The test shall be conducted in accordance with the provisions of IS 1734 (Part 6).

12.4 Hardness Test of Coated Film

The test shall be conducted in accordance with IS 101 (Part 5/Sec 1).

13 INSPECTION

13.1 Inspection of materials, structure, shape, dimensions, accuracy, appearance, coating, function shall be carried out to determine compliance with requirements specified, in **6** to **12**. As to moisture

Doc: MED 29 (24298)

December 2023

content, inspection shall be made of materials in the stake immediately prior to the machining operation.

14 MARKING

The table may be marked with manufacturer's name or trade-mark.

14.1 BIS Certification Marking

The product may also be marked with Standard Mark.

14.1.1 The product(s) conforming to the requirements of this standard may be certified as per the conformity assessment schemes under the provisions of the *Bureau of Indian Standards Act, 2016* and the Rules and Regulations framed thereunder, and the products may be marked with the Standard Mark.

15 PACKING

15.1 Each wooden table shall be individually wrapped in a draft paper after proper cleaning and removing dust, etc. in such a manner that no dust can enter it.

15.2 The wrapped wooden table shall be packed in a wooden packing box along with all the fitting parts and accessories as per the best prevailing practice in the trade. The number of wooden table to be packed in packing box shall be as agreed to between the supplier and the purchaser.