

सड़क वाहन — ट्रैक्टरों और अर्ध-ट्रेलरों के
बीच यांत्रिक युग्मन
भाग 1 सामान्य कार्गो के लिए ट्रैक्टरों और
अर्ध-ट्रेलरों के बीच अंतर्विनिमयता
(ISO 1726-1 : 2000, संशोधित)
(दूसरा पुनरीक्षण)

**Road vehicles — Mechanical
Coupling Between Tractors and
Semi-trailers**

**Part 1 Interchangeability Between
Tractors and Semi-trailers for General
Cargo**

(ISO 1726-1 : 2000, MOD)

(*Second Revision*)

ICS 43.040.70

© BIS 2024



भारतीय मानक ब्यूरो
BUREAU OF INDIAN STANDARDS
मानक भवन, 9 बहादुर शाह ज़फर मार्ग, नई दिल्ली - 110002
MANAK BHAVAN, 9 BAHADUR SHAH ZAFAR MARG
NEW DELHI - 110002
www.bis.gov.in www.standardsbis.in

FOREWORD

This Indian Standard (Part 1) (Second Revision) was adopted by the Bureau of Indian Standards, after the draft finalized by the Transport Tractors, Trailers and Industrial Trucks Sectional Committee had been approved by the Transport Engineering Division Council.

This standard was first published in 1976 which was based on ISO 1726 : 1973. Subsequent to the revision in the ISO 1726 : 2000, this standard was revised in 2004 to bring it in line with the revised ISO standard. This revision has been brought out to publish it as modified adoption of ISO 1726-1 : 2000.

This standard supersedes IS 8007 : 2004/ISO 1726 : 2000 'Road vehicles — Mechanical coupling between tractors and semi-trailers — Interchangeability (*first revision*)'.

The standard is being issued in two parts under general title 'Road vehicles — Mechanical couplings between tractors and semi-trailers', the other part is:

Part 2 Interchangeability between low-coupling tractors and high-volume semi-trailers

Height of fifth wheel of laden tractor, of ISO 1726-1 has been modified in-order to bring them in line with Indian conditions.

The composition of the committee responsible for formulation of this standard is given in [Annex B](#).

For the purpose of deciding whether a particular requirement of this standard is complied with, the final value, observed or calculated expressing the result of a test or analysis, shall be rounded off in accordance with IS 2 : 2022 'Rules for rounding off numerical values (*second revision*).' The number of significant places retained in the rounded off value should be the same as that of the specified value in this standard.

*Indian Standard*ROAD VEHICLES — MECHANICAL COUPLING BETWEEN
TRACTORS AND SEMI-TRAILERSPART 1 INTERCHANGEABILITY BETWEEN TRACTORS AND
SEMI-TRAILERS FOR GENERAL CARGO

(ISO 1726-1 : 2000, MOD)

(Second Revision)

1 SCOPE

This standard (Part 1) specifies dimensions to ensure interchangeability between a tractor vehicle and a coupled semi-trailer, the two together constituting an articulated vehicle. It specifies certain interchangeability dimensions, including those of the gooseneck contour, as well as operating dimensions related to angle values. The specifications permit the same semi-trailer to be used with either two- or three-axle tractors.

[Annex A](#) gives interface technical specifications for tractors designed for towing high-cube semi-trailers, including ISO containers having an external height of 2.9 m.

This standard covers articulated vehicles used in commercial cargo transport of the greatest possible variety. However, it may not be applicable to special combination types such as low-bed or tipper vehicles.

This standard does not provide limitations of maximum gross mass and overall dimensions, which are generally laid down by legislative requirements.

2 REFERENCE

The standard given below contain provisions which, through reference in this standard, constitute provisions of this standard. At the time of publication, the edition indicated was valid. All standards are subject to revision, and parties to agreement based on this standard are encouraged to investigate the possibility of applying the most recent edition of this standard:

<i>Other Standard</i>	<i>Title</i>
ISO 337 : 1981	Road vehicles — 50 semi-trailer fifth wheel coupling pin — Basic and mounting interchangeability dimensions

3 INTERCHANGEABILITY DIMENSIONS**3.1 Height of Fifth Wheel of Uncoupled Tractor**

The height 'h' above GRP of the fifth wheel of an uncoupled tractor shall be *Max* 1 500 mm. In case of 90 mm, fifth wheel coupling height 'h' in uncoupled condition shall be *Max* 1 550 mm (see [Fig. 1](#)).

3.2 Forward-Clearance-Zone Radius of Semi-Trailer

The semi-trailer's forward-clearance-zone radius, *d* (see [Fig. 2](#)), shall not exceed 2 040 mm.

3.3 Gooseneck Contour

The gooseneck shall be located on the outside of a surface consisting of two planes and one surface of revolution interconnected without forming a step. These three parts of the total surface are shown in [Fig. 3](#), [4](#) and [5](#) and defined as follows:

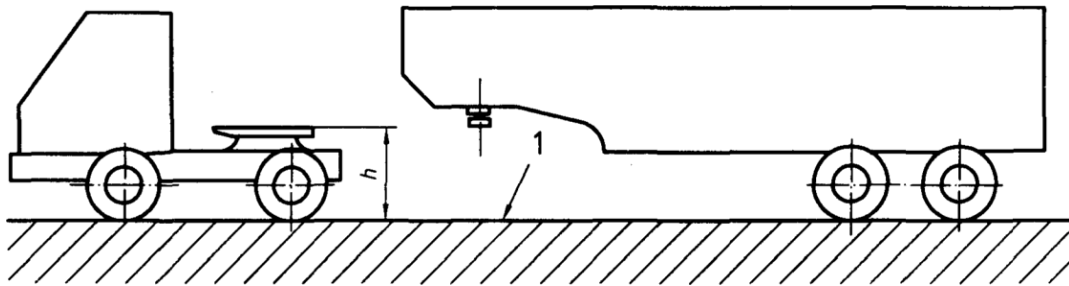
- A plane horizontal and perpendicular to the axis of the coupling pin with a length of l_2 (AB) and a width of that of the semi-trailer, limited by the intersection of;
- A second plane of the same width, making an angle γ with the first plane, limited by the intersection of; and
- A surface of revolution generated by rotating the vertical portion DE, situated at a radius, r_3 , from the axis of the coupling pin, and an arc of a circle of radius r_2 (CD — C'D'), between the second plane and DE, such that no discontinuity arises.

The values adopted for these generator elements:

- $l_2 = 750$ mm;
- $\gamma = 4^\circ$;
- $r_2 = 450$ mm; and
- $r_3 = 2300$ mm.

To access Indian Standards click on the link below:

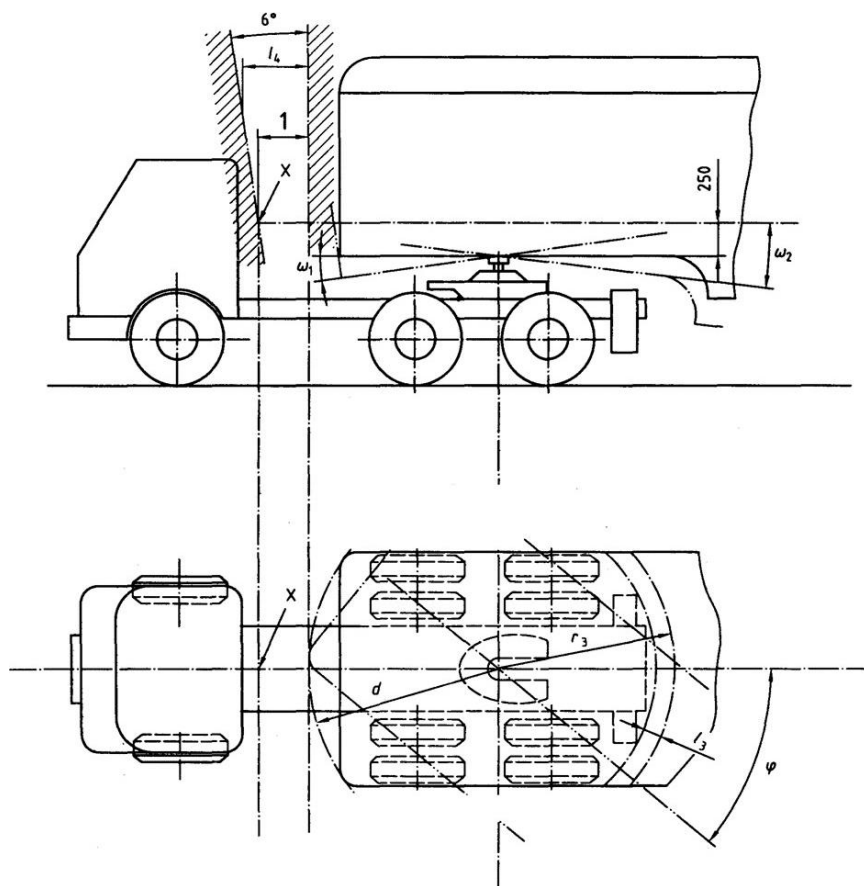
https://www.services.bis.gov.in/php/BIS_2.0/bisconnect/knowyourstandards/Indian_standards/isdetails/



Key

1 GRP

FIG. 1 HEIGHT OF FIFTH WHEEL



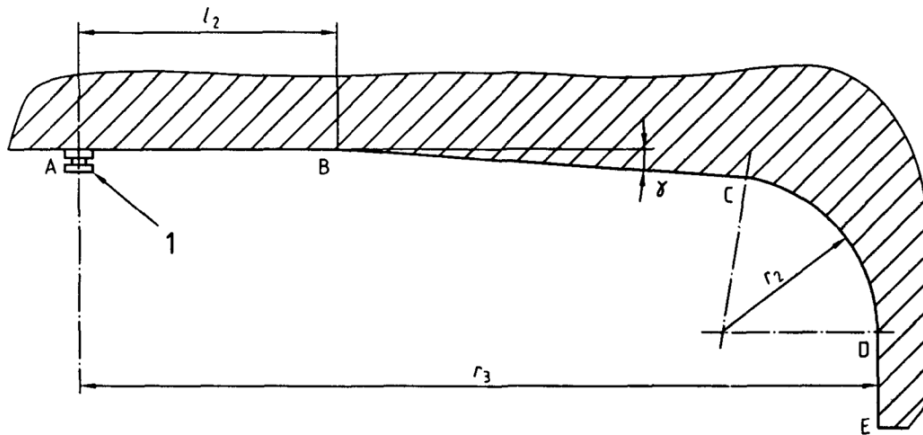
Key

1 l_4 at point X = 80 mm, *Min*

All dimensions in millimeters.

FIG. 2 FREE SPACE BETWEEN TRACTOR AND SEMI-TRAILER

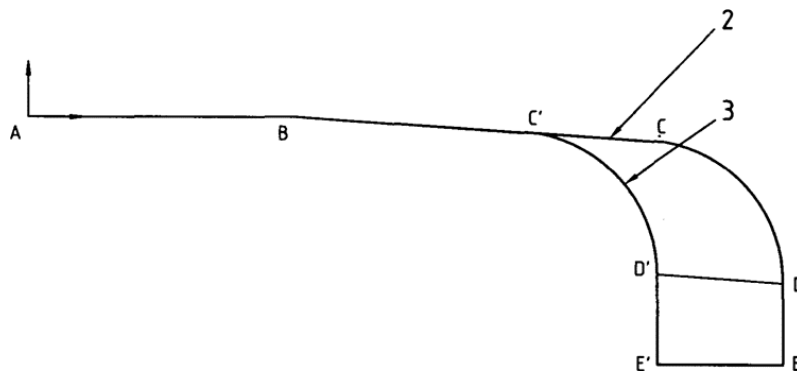
The above dimensions allow the determination of the center of the circle of radius r_2 .



Key

- 1 Coupling pin (in accordance with ISO 337)
- 2 Centre profile
- 3 Outer profile

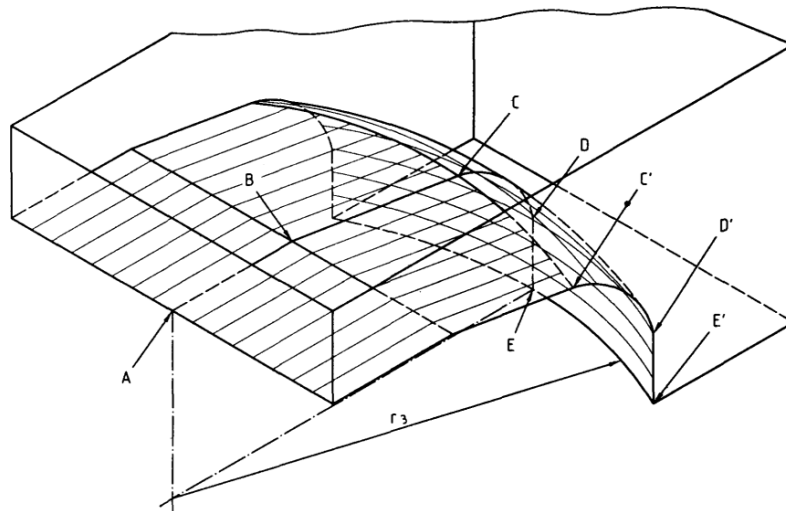
FIG. 3 GOOSENECK CONTOUR: GENERATOR ELEMENTS



Key

- 1 Coupling pin (in accordance with ISO 337)
- 2 Centre profile
- 3 Outer profile

FIG. 4 GOOSENECK CONTOUR: CENTER AND OUTER PROFILES



Key

- 1 Coupling pin (in accordance with ISO 337)
- 2 Centre profile
- 3 Outer profile

FIG. 5 GOOSENECK CONTOUR: THREE-DIMENSIONAL VIEW

4 OPERATING DIMENSIONS

4.1 Angles of Inclination of Semi-Trailer in Relation to Tractor

The tractor shall be constructed so that tractor and semi-trailer components, except for those concerned with articulation, do not make contact with each other when the articulated vehicle is running in a straight line, and when the angle of inclination of the semi-trailer relative to the tractor does not exceed the following values (see Fig. 2):

$\omega_1 = 6^\circ$ towards the front; and
 $\omega_2 = 7^\circ$ towards the rear.

For the purposes of the measurement of ω_1 and ω_2 , the fifth wheel plate is assumed to be situated in a horizontal plane. The tractor shall be set at the attitude which corresponds to the design laden condition when the tractor is standing on a horizontal plane.

4.2 Lateral Inclination

When the trailer is at a lateral inclination, δ (see Fig. 6), of a maximum of 3° relative to the tractor chassis, there shall be no contact between the tractor chassis and the semi-trailer.

4.3 Angle of Articulation

The angle of articulation (see Fig. 2) is the

projection of the angle between the longitudinal axes of the tractor and semi-trailer in the horizontal plane.

The articulation of the vehicle shall be such that no contact is made between the semi-trailer and the tyres or spray-suppression equipment of the tractor, taking into account the maximum value $\omega_2 = 7^\circ$ for all angles φ up to 25° , for both two- and three-axle tractors.

Under maneuvering conditions, the angle of articulation φ shall be able to reach 90° , with the angle of inclination ω_2 varying from 7° to 3° as φ varies from 25° to 90° .

4.4 Free Space between Tractor and Semi-trailer

The free space between the tractor and semi-trailer is measured as follows (see Fig. 2):

- a) l_3 is the distance between two cylinders of revolution, both having the kingpin axis as their axis. One of these cylinders has the radius r_3 (lower part of the gooseneck), the other cylinder is that of the smallest radius within which all points of the rear part of the tractor are located. The distance l_3 shall be a minimum of 100 mm.

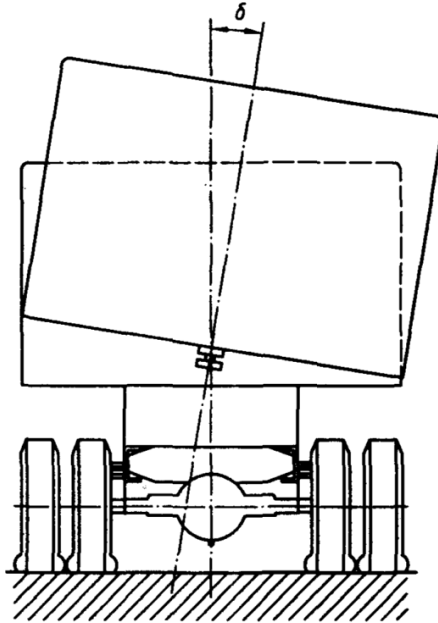


FIG. 6 LATERAL INCLINATION

- b) l_4 is the horizontal clearance between a cylinder of revolution having as its axis the axis of the fifth wheel coupling and a conical surface of revolution having the same axis. The cylinder of revolution has the radius d . The conical surface is generated by a line making an angle of 6° from the vertical towards the front of the tractor. This line is positioned in such a way that the conical surface does not interfere with any point of the tractor located above the fifth-wheel coupling horizontal plane. A point, X, of this surface is positioned on the plane of symmetry of the semi-trailer at a height of 250 mm above the fifth wheel coupling face. At X, l_4 shall be a minimum of 80 mm.

5 DESIGNATION

Tractors and semi-trailers in compliance with the requirements of this standard (excluding [Annex A](#)) shall be designated:

Tractors and semi-trailers IS 8007-S. Tractors and semi-trailers in compliance with Annex A shall be designated:

Tractors and semi-trailers IS 8007-A.

6 BIS CERTIFICATION MARKING

The product(s) conforming to the requirements of this standard may be certified as per the conformity assessment schemes under the provisions of the *Bureau of Indian Standards Act, 2016* and the Rules and Regulations framed thereunder, and the products may be marked with the Standard Mark.

ANNEX A

(Clauses 1 and 5)

INTERFACE SPECIFICATIONS FOR TRACTORS DESIGNED FOR TOWING HIGH-CUBE SEMI-TRAILERS

A-1 For tractors designed to tow high-cube semi-trailers, including ISO containers having an external height of 2.9 m, the requirements instead of those stated in [3.2](#) are:

- a) The height h above GRP of the fifth wheel of a laden tractor shall be in the range 1 025 mm to 1 100 mm; and
- b) The height h above GRP of the fifth wheel of an uncoupled tractor shall not exceed 1 150 mm.


Although three-axle tractors are not excluded from Annex A, it might be difficult to apply its specifications and at the same time comply with the angles of inclination and other requirements specified elsewhere in this standard. Any deviations from compliance should be carefully evaluated by those competent to do so in order to decide whether safe and satisfactory operation can be ensured.

ANNEX B

(Foreword)

COMMITTEE COMPOSITION

Transport Tractors, Trailers and Industrial Trucks Sectional Committee, TED 22

<i>Organization</i>	<i>Representative(s)</i>
Automotive Research Association of India, Pune	SHRI A. AKBAR BADUSHA (Chairperson)
BEML Limited, Bengaluru	SHRI RAMESH RAJU SHRI SETHU MADHAVAN (<i>Alternate</i>)
Action Construction Equipment Limited, Palwal	SHRI CHETAN GOLE SHRI INDERPAL SINGH BENIWAL (<i>Alternate</i>)
All India Motor Transport Congress, New Delhi	SHRI NAVEEN GUPTA SHRI S. K. MITTAL (<i>Alternate</i>)
Ashok Leyland Limited, Chennai	SHRI PRASANNA VENKATESH SHRI FAUSTINO V. (<i>Alternate</i>)
Automotive Component Manufactures Association of India, New Delhi	SHRI UDAY HARITE SHRI JITENDER RANA (<i>Alternate</i>)
Automotive Research Association of India, Pune	SHRI P. D. BETGERI SHRI TUSHARKUMAR R. KAMBLE (<i>Alternate</i>)
Black Diamond Motors Private. Limited, Bilaspur	SHRI JACOB THOMAS SHRI TANMAY GANGULY (<i>Alternate</i>)
Brakes India Limited, Chennai	SHRI P. VENUGOPAL SHRI G. DEVENDRAN (<i>Alternate</i>)
Central Institute of Road Transport, Pune	SHRI S. N. DHOLE SHRI S. N. GUTTE (<i>Alternate</i>)
Department of Heavy Industry, New Delhi, Ministry of Heavy Industries and Public Enterprises, 	SHRI B. K. MISHRA SHRI R. K. JAISWAL (<i>Alternate</i>)
Directorate General Factory Advice Service and Labour Institutes, Mumbai	SHRI N. VARADHARAJAN SHRI KARUNESH SRIVASTAVA (<i>Alternate</i>)
Global Automotive Research Centre, Oragaram	SHRI. A. S. RAMADHAS SHRI V. M. DHANASEKKAR (<i>Alternate</i>)
Godrej & Boyce Manufacturing Company Limited, Mumbai	SHRI VINAY G. KULKARNI SHRI ANAND SHANKAR TAWDE (<i>Alternate</i>)
International Centre for Automotive Technology, Manesar	SHRI KESHAV KUMAR TRIPATHI SHRI GAVENDRA SINGH (<i>Alternate</i>)
JCB India Limited, New Delhi	SHRI SAURABH DALELA SHRI ALOK GANDHI (<i>Alternate</i>)
Josts Engineering Company Limited, Thane	SHRI PRAMOD M. POPHALE SHRI SANTOSH SARAF (<i>Alternate</i>)

IS 8007 (Part 1) : 2024

<i>Organization</i>	<i>Representative(s)</i>
KION India Private Limited, Pune	SHRI SUNIL K. GUPTA SHRI RIZWAN KHAN (<i>Alternate</i>)
Knorr-Bremse Systems for Commercial Vehicles India Private Limited, Pune	SHRI ARUN BISHT SHRI ATUL INGOLE (<i>Alternate</i>)
Machine and Mill Stores Corporation Private Limited, Howrah	SHRI DIPAK GHOSH
Mahindra Trucks and Bus Division, Pune	SHRI NAGARAJU K. SHRI V. G. KULKARNI (<i>Alternate</i>)
Ministry of Labour and Employment Directorate, Mumbai	DR R. N. MEENA SHRI K. DURAI (<i>Alternate</i>)
Ministry of Road Transport and Highways, New Delhi	MS. DHARKAT R. LUIKANG
National Automotive Test Tracks, Dhar	SHRI SAGAR BENDRE SHRI J. K. CHAKRABARTY (<i>Alternate</i>)
Satrac Engineering Private Limited, Bengaluru	SHRI SANTHANA KRISHNAN S. SHRI NITHIN KUMAR (<i>Alternate</i>)
SDR Auto Private Limited, Chennai	SHRI B. RAMESH SHRI PRAVEEN KUMAR (<i>Alternate</i>)
Tata International Vehicle Applications Private Limited, Pune	SHRI PARIKSHIT ABHIMANYU BHASKAR SHRI KRISHNA PRASAD (<i>Alternate</i>)
Tata Motors Limited, Pune	SHRI RAHUL MOHANRAO PATHAK SHRI SUNIL AGARWAL (<i>Alternate</i>)
Transport Engineering Solutions India Private Limited, Pune	SHRI MANOJ VARGHESE SHRI ANAND SINGH (<i>Alternate</i>)
Volvo Trucks, VE Commercial Vehicles Limited, Bengaluru	SHRI CHALLAPALLI NITHIN ROY SHRI GEDELA CHAITANYA (<i>Alternate</i>)
ZF Commercial Vehicle Control Systems India Limited, Pune	SHRI S. BALACHANDRAN SHRI KULDEEP SINGH (<i>Alternate</i>)
BIS Directorate General	SHRI DEEPAK AGGARWAL, SCIENTIST 'F'/ DIRECTOR AND HEAD (TRANSPORT ENGINEERING) [REPRESENTING DIRECTOR GENERAL (<i>Ex-officio</i>)]

Member Secretary
SHRI MITRA SEN VERMA
SCIENTIST 'D'/JOINT DIRECTOR
(TRANSPORT ENGINEERING), BIS

Bureau of Indian Standards

BIS is a statutory institution established under the *Bureau of Indian Standards Act, 2016* to promote harmonious development of the activities of standardization, marking and quality certification of goods and attending to connected matters in the country.

Copyright

BIS has the copyright of all its publications. No part of these publications may be reproduced in any form without the prior permission in writing of BIS. This does not preclude the free use, in the course of implementing the standard, of necessary details, such as symbols and sizes, type or grade designations. Enquiries relating to copyright be addressed to the Head (Publication & Sales), BIS.

Review of Indian Standards

Amendments are issued to standards as the need arises on the basis of comments. Standards are also reviewed periodically; a standard along with amendments is reaffirmed when such review indicates that no changes are needed; if the review indicates that changes are needed, it is taken up for revision. Users of Indian Standards should ascertain that they are in possession of the latest amendments or edition by referring to the website-www.bis.gov.in or www.standardsbis.in.

This Indian Standard has been developed from Doc No.: TED 22 (23030).

Amendments Issued Since Publication

Amend No.	Date of Issue	Text Affected

BUREAU OF INDIAN STANDARDS

Headquarters:

Manak Bhavan, 9 Bahadur Shah Zafar Marg, New Delhi 110002

Telephones: 2323 0131, 2323 3375, 2323 9402

Website: www.bis.gov.in

Regional Offices:

Central : 601/A, Konnectus Tower -1, 6th Floor,
DMRC Building, Bhavbhuti Marg, New
Delhi 110002

Telephones

{ 2323 7617

Eastern : 8th Floor, Plot No 7/7 & 7/8, CP Block, Sector V,
Salt Lake, Kolkata, West Bengal 700091

{ 2367 0012
2320 9474

Northern : Plot No. 4-A, Sector 27-B, Madhya Marg,
Chandigarh 160019

{ 265 9930

Southern : C.I.T. Campus, IV Cross Road, Taramani, Chennai 600113

{ 2254 1442
2254 1216

Western : 5th Floor/MTNL CETTM, Technology Street, Hiranandani Gardens, Powai
Mumbai 400076

{ 25700030
25702715

Branches : AHMEDABAD, BENGALURU, BHOPAL, BHUBANESHWAR, CHANDIGARH, CHENNAI, COIMBATORE, DEHRADUN, DELHI, FARIDABAD, GHAZIABAD, GUWAHATI, HARYANA (CHANDIGARH), HUBLI, HYDERABAD, JAIPUR, JAMMU, JAMSHEDPUR, KOCHI, KOLKATA, LUCKNOW, MADURAI, MUMBAI, NAGPUR, NOIDA, PARWANOO, PATNA, PUNE, RAIPUR, RAJKOT, SURAT, VIJAYAWADA.