

# TECHNICAL SPECIFICATION

---

**Explosive atmospheres –  
Part 47: Equipment protection by 2-wire intrinsically safe Ethernet concept  
(2-WISE)**





**THIS PUBLICATION IS COPYRIGHT PROTECTED**  
**Copyright © 2021 IEC, Geneva, Switzerland**

All rights reserved. Unless otherwise specified, no part of this publication may be reproduced or utilized in any form or by any means, electronic or mechanical, including photocopying and microfilm, without permission in writing from either IEC or IEC's member National Committee in the country of the requester. If you have any questions about IEC copyright or have an enquiry about obtaining additional rights to this publication, please contact the address below or your local IEC member National Committee for further information.

IEC Central Office  
3, rue de Varembe  
CH-1211 Geneva 20  
Switzerland

Tel.: +41 22 919 02 11  
[info@iec.ch](mailto:info@iec.ch)  
[www.iec.ch](http://www.iec.ch)

**About the IEC**

The International Electrotechnical Commission (IEC) is the leading global organization that prepares and publishes International Standards for all electrical, electronic and related technologies.

**About IEC publications**

The technical content of IEC publications is kept under constant review by the IEC. Please make sure that you have the latest edition, a corrigendum or an amendment might have been published.

**IEC publications search - [webstore.iec.ch/advsearchform](http://webstore.iec.ch/advsearchform)**

The advanced search enables to find IEC publications by a variety of criteria (reference number, text, technical committee, ...). It also gives information on projects, replaced and withdrawn publications.

**IEC Just Published - [webstore.iec.ch/justpublished](http://webstore.iec.ch/justpublished)**

Stay up to date on all new IEC publications. Just Published details all new publications released. Available online and once a month by email.

**IEC Customer Service Centre - [webstore.iec.ch/csc](http://webstore.iec.ch/csc)**

If you wish to give us your feedback on this publication or need further assistance, please contact the Customer Service Centre: [sales@iec.ch](mailto:sales@iec.ch).

**IEC online collection - [oc.iec.ch](http://oc.iec.ch)**

Discover our powerful search engine and read freely all the publications previews. With a subscription you will always have access to up to date content tailored to your needs.

**Electropedia - [www.electropedia.org](http://www.electropedia.org)**

The world's leading online dictionary on electrotechnology, containing more than 22 000 terminological entries in English and French, with equivalent terms in 18 additional languages. Also known as the International Electrotechnical Vocabulary (IEV) online.



# TECHNICAL SPECIFICATION

---

**Explosive atmospheres –  
Part 47: Equipment protection by 2-wire intrinsically safe Ethernet concept  
(2-WISE)**

INTERNATIONAL  
ELECTROTECHNICAL  
COMMISSION

---

ICS 29.260.20

ISBN 978-2-8322-9317-1

**Warning! Make sure that you obtained this publication from an authorized distributor.**

## CONTENTS

FOREWORD .....	3
1 Scope .....	5
2 Normative references .....	5
3 Terms and definitions .....	5
4 Requirements for 2-WISE devices .....	6
4.1 General.....	6
4.2 2-WISE power source ports .....	7
4.3 2-WISE power load ports and 2-WISE auxiliary device ports .....	7
4.4 2-WISE communication only ports.....	8
4.5 Simple apparatus .....	8
5 Requirements for 2-WISE systems .....	8
5.1 General.....	8
5.2 Wiring systems .....	9
5.3 Powered 2-WISE systems.....	9
5.4 Communication only 2-WISE systems .....	9
5.5 Descriptive system document.....	10
6 Schedule drawings and instructions for 2-WISE devices .....	10
7 Marking .....	11
7.1 General.....	11
7.2 Examples of marking.....	11
Bibliography.....	14
Figure 1 – DC-powered 2-WISE system .....	9
Figure 2 – Communication only 2-WISE system .....	10
Table 1 – Intrinsically safe parameters for 2-WISE Power load ports and auxiliary device ports .....	7
Table 2 – Intrinsically safe parameters for 2-WISE communication only ports .....	8

## INTERNATIONAL ELECTROTECHNICAL COMMISSION

**EXPLOSIVE ATMOSPHERES –****Part 47: Equipment protection by 2-wire intrinsically  
safe Ethernet concept (2-WISE)**

## FOREWORD

- 1) The International Electrotechnical Commission (IEC) is a worldwide organization for standardization comprising all national electrotechnical committees (IEC National Committees). The object of IEC is to promote international co-operation on all questions concerning standardization in the electrical and electronic fields. To this end and in addition to other activities, IEC publishes International Standards, Technical Specifications, Technical Reports, Publicly Available Specifications (PAS) and Guides (hereafter referred to as "IEC Publication(s)"). Their preparation is entrusted to technical committees; any IEC National Committee interested in the subject dealt with may participate in this preparatory work. International, governmental and non-governmental organizations liaising with the IEC also participate in this preparation. IEC collaborates closely with the International Organization for Standardization (ISO) in accordance with conditions determined by agreement between the two organizations.
- 2) The formal decisions or agreements of IEC on technical matters express, as nearly as possible, an international consensus of opinion on the relevant subjects since each technical committee has representation from all interested IEC National Committees.
- 3) IEC Publications have the form of recommendations for international use and are accepted by IEC National Committees in that sense. While all reasonable efforts are made to ensure that the technical content of IEC Publications is accurate, IEC cannot be held responsible for the way in which they are used or for any misinterpretation by any end user.
- 4) In order to promote international uniformity, IEC National Committees undertake to apply IEC Publications transparently to the maximum extent possible in their national and regional publications. Any divergence between any IEC Publication and the corresponding national or regional publication shall be clearly indicated in the latter.
- 5) IEC itself does not provide any attestation of conformity. Independent certification bodies provide conformity assessment services and, in some areas, access to IEC marks of conformity. IEC is not responsible for any services carried out by independent certification bodies.
- 6) All users should ensure that they have the latest edition of this publication.
- 7) No liability shall attach to IEC or its directors, employees, servants or agents including individual experts and members of its technical committees and IEC National Committees for any personal injury, property damage or other damage of any nature whatsoever, whether direct or indirect, or for costs (including legal fees) and expenses arising out of the publication, use of, or reliance upon, this IEC Publication or any other IEC Publications.
- 8) Attention is drawn to the Normative references cited in this publication. Use of the referenced publications is indispensable for the correct application of this publication.
- 9) Attention is drawn to the possibility that some of the elements of this IEC Publication may be the subject of patent rights. IEC shall not be held responsible for identifying any or all such patent rights.

The main task of IEC technical committees is to prepare International Standards. In exceptional circumstances, a technical committee may propose the publication of a technical specification when

- the required support cannot be obtained for the publication of an International Standard, despite repeated efforts, or
- the subject is still under technical development or where, for any other reason, there is the future but no immediate possibility of an agreement on an International Standard.

Technical specifications are subject to review within three years of publication to decide whether they can be transformed into International Standards.

IEC TS 60079-47, which is a technical specification, has been prepared by subcommittee 31G: Intrinsically safe apparatus, of IEC technical committee 31: Equipment for explosive atmospheres.

The text of this technical specification is based on the following documents:

Enquiry draft	Report on voting
31G/323/DTS	31G/334/RVC

Full information on the voting for the approval of this technical specification can be found in the report on voting indicated in the above table.

This document has been drafted in accordance with the ISO/IEC Directives, Part 2.

A list of all parts in the IEC 60079 series, published under the general title *Explosive atmospheres*, can be found on the IEC website.

The committee has decided that the contents of this document will remain unchanged until the stability date indicated on the IEC website under "<http://webstore.iec.ch>" in the data related to the specific document. At this date, the document will be

- reconfirmed,
- withdrawn,
- replaced by a revised edition, or
- amended.

## EXPLOSIVE ATMOSPHERES –

### Part 47: Equipment protection by 2-wire intrinsically safe Ethernet concept (2-WISE)

#### 1 Scope

This part of IEC 60079, which is a technical specification, specifies requirements for the construction, marking and documenting of apparatus, systems and installations for use with the 2-Wire Intrinsically Safe Ethernet concept (2-WISE), such as the physical layer specification for 2-Wire Ethernet 10BASE-T1L as defined in IEEE 802.3cg.

2-WISE is a concept for an advanced physical layer (APL), designed to simplify the examination process for intrinsic safety parameters of components and cabling within APL segments. This is achieved by defining universal intrinsic safety parameter limits for APL ports, according to the specific hazardous area requirements and listing a concise set of rules for the segment setup.

The requirements for construction and installation of 2-WISE devices and systems are included in IEC 60079-11, IEC 60079-14, and IEC 60079-25, except as modified by this document. Parts of a 2-WISE device can be protected by any Type of Protection listed in IEC 60079-0 appropriate to the EPL for the intended hazardous area. In these circumstances, the requirements of this technical specification apply only to intrinsically safe circuits of the apparatus.

Where a requirement of this document conflicts with a requirement of IEC 60079-0, IEC 60079-11, IEC 60079-14 or IEC 60079-25, the requirements of this document take precedence.

#### 2 Normative references

The following documents are referred to in the text in such a way that some or all of their content constitutes requirements of this document. For dated references, only the edition cited applies. For undated references, the latest edition of the referenced document (including any amendments) applies.

IEC 60079-0, *Explosive atmospheres - Part 0: Equipment - General requirements*

IEC 60079-11, *Explosive atmospheres - Part 11: Equipment protection by intrinsic safety "i"*

IEC 60079-14, *Explosive atmospheres - Part 14: Electrical installations design, selection and erection*

IEC 60079-25, *Explosive atmospheres - Part 25: Intrinsically safe electrical systems*

#### 3 Terms and definitions

For the purposes of this document, the terms and definitions given in IEC 60079-0, IEC 60079-11, IEC 60079-14, IEC 60079-25 and the following apply.

ISO and IEC maintain terminological databases for use in standardization at the following addresses:

- IEC Electropedia: available at <http://www.electropedia.org/>
- ISO Online browsing platform: available at <http://www.iso.org/obp>

### **3.1 10BASE-T1L**

physical layer standard for 10 Mb/s Ethernet communication over a single balanced twisted-pair copper cabling with optional provision of power

Note 1 to entry: This is standardized in IEEE 802.3cg.

### **3.2 Advanced Physical Layer**

APL

physical layer based on 10BASE-T1L

### **3.3 2-Wire Intrinsically Safe Ethernet**

2-WISE

intrinsically safe electrical devices and system based on APL with standardized limits for intrinsic safety parameters at each port

### **3.4 2-WISE device**

electrical equipment, either intrinsically safe apparatus or associated apparatus, that provides at least one 2-WISE compliant port

### **3.5 2-WISE system**

assembly of interconnected items of 2-WISE devices, described in a descriptive system document, in which the circuits or parts of the circuits, intended to be used in an explosive atmosphere, are intrinsically safe circuits

### **3.6 Ports**

#### **3.6.1 power source port**

port which in addition to communication feeds DC power into an APL segment

#### **3.6.2 power load port**

port which in addition to communication consumes DC power from an APL segment

#### **3.6.3 communication only port**

port which provides communication only and does not feed or consume significant power in normal operation

#### **3.6.4 auxiliary device port**

port of a 2-WISE device that provides functions other than communication

Note 1 to entry: 2-WISE devices with an auxiliary port can comprise a power load or introduce communication signal insertion losses. A surge protector is such a device.

### **3.7 APL segment**

interconnection of a power source port and a power load port or, alternatively, two communication only ports within a 2-WISE system

## **4 Requirements for 2-WISE devices**

### **4.1 General**

2-WISE devices shall conform to the relevant requirements of IEC 60079-11, except as modified by this document. 2-WISE devices shall be suitable for use in a 2-WISE system in accordance with this document.

Each port shall conform to the requirements of 4.2, 4.3 or 4.4.



If a termination network is present inside a 2-WISE power source port, power load port or communication only port, which is additional to the specified maximum output values allowed for 2-WISE, presenting a capacitance at the port connection facilities, the effective value of the capacitance shall not exceed 2,2  $\mu\text{F}$  when the capacitance is protected by a series resistor of minimum value 90  $\Omega$ . Other equivalent combinations of capacitance and resistance may also be selected according to the permitted reduction of effective capacitance when protected by a series resistance requirements of IEC 60079-11.

NOTE The dielectric strength requirements for the insulation between the terminals of 2-WISE ports and the frame of the 2-WISE device or parts which are earthed are identical to those required in IEC 60079-11 between an intrinsically safe circuit and the frame of the electrical equipment or parts which are earthed.

#### 4.2 2-WISE power source ports

Each 2-WISE power source port may have a linear or a non-linear output characteristic. The maximum output voltage  $U_o$  shall be in the range of 14 V to 17,5 V under the conditions specified in IEC 60079-11 for the respective Level of Protection.

The maximum voltage  $U_o$  is the sum of the DC supply voltage and the communication voltage. The maximum internal capacitance  $C_i$  and inductance  $L_i$  shall be not greater than 5 nF and 10  $\mu\text{H}$ , respectively.

The maximum output current  $I_o$  for any 2-WISE power source port shall be determined in accordance with IEC 60079-11 and shall not exceed 380 mA.

The maximum output power  $P_o$  shall not exceed 5,32 W.

NOTE 1 Voltage and current limits for 2-WISE power source ports with a rectangular output characteristic can be found in IEC 60079-11 for the Fieldbus Intrinsically Safe Concept (FISCO) – apparatus requirements.

NOTE 2 Possible opening, shorting and earthing of field wiring connected to the port is also taken into account for the determination of the electrical parameters of a 2-WISE power source port.

#### 4.3 2-WISE power load ports and 2-WISE auxiliary device ports

The following requirements apply to 2-WISE power load ports and 2-WISE auxiliary device ports connected to an intrinsically safe system whether installed inside or outside the hazardous area, in addition to the relevant clauses of IEC 60079-11.

The electrical parameters for 2-WISE power load ports and 2-WISE auxiliary device ports shall meet the values given in Table 1.

**Table 1 – Intrinsically safe parameters for 2-WISE Power load ports and auxiliary device ports**

		2-WISE power load port	2-WISE auxiliary device port
Maximum input voltage	$U_i$	17,5 V	17,5 V
Maximum input current	$I_i$	380 mA	380 mA
Maximum input power	$P_i$	5,32 W	5,32 W
Maximum internal capacitance	$C_i$	5 nF	5 nF
Maximum internal inductance	$L_i$	10 $\mu\text{H}$	200 nH
Maximum leakage current		1 mA	50 $\mu\text{A}$
The values given above apply for all equipment groups.			

Under normal or fault conditions as specified in IEC 60079-11 for the respective Level of Protection, the connection facilities of 2-WISE load and auxiliary device ports shall not be a source of energy to the system except for a leakage current not exceeding the values given in Table 1.

#### 4.4 2-WISE communication only ports

2-WISE communication only ports shall have a linear output characteristic.

The electrical parameters for 2-WISE communication only ports, connected to an intrinsically safe system, shall meet the values given in Table 2.

**Table 2 – Intrinsically safe parameters for 2-WISE communication only ports**

Maximum output voltage	$U_o$	9 V
Maximum output current	$I_o$	112,5 mA
Maximum output power	$P_o$	254 mW
Maximum input voltage	$U_i$	17,5 V
Maximum input current	$I_i$	380 mA
Maximum input power	$P_i$	5,32 W
Maximum internal capacitance	$C_i$	5 nF
Maximum internal inductance	$L_i$	10 $\mu$ H
NOTE The values of $U_i$ , $I_i$ and $P_i$ are designed to prevent unintentional damage of an communication only port, if it is accidentally connected to a powered port.		

#### 4.5 Simple apparatus

The internal inductance  $L_i$  and internal capacitance  $C_i$  of each simple apparatus connected to a 2-WISE system shall be less than 1  $\mu$ H and 1 nF respectively.

With the exception of the marking requirements found in Clause 7, simple apparatus shall comply with all relevant requirements of this document and of IEC 60079-11.

### 5 Requirements for 2-WISE systems

#### 5.1 General

A typical 2-WISE system comprises two 2-WISE ports connected to the opposite ends of a cable, with a maximum of two 2-WISE devices with 2-WISE auxiliary device ports in between.

There are two different types of 2-WISE systems:

- the communication only system; and
- the powered system.

The common function is communication. The powered system provides additional supply power in the following manner:

- the power source port supplies DC power to the system, and the power load port consumes DC power from the system. Auxiliary device ports may also consume DC power from the system.
- in an communication only system no DC power is provided to the system via the 2-WISE connection and in this case 2-WISE devices are always separately powered. A communication only port shall not be connected to a power source port.

Simple apparatus according to 4.5 may be added to a 2-WISE system without modifying the safety assessment of the system.

The total inductance and capacitance of all simple apparatus connected to a 2-WISE system shall not exceed 10  $\mu$ H and 5 nF respectively.

NOTE 1 2-WISE connection facilities or electromechanical switches are considered as simple apparatus according to 4.5 but do not contribute to the total inductance and capacitance.

NOTE 2 For functional reasons, the cable (stubs) for connecting 2-WISE devices with auxiliary device ports in parallel to the 2-WISE system, will be less than 1 m, and are not considered to be part of the total cable length of the 2-WISE system.

## 5.2 Wiring systems

The cable used in a 2-WISE system shall comply with the following parameters:

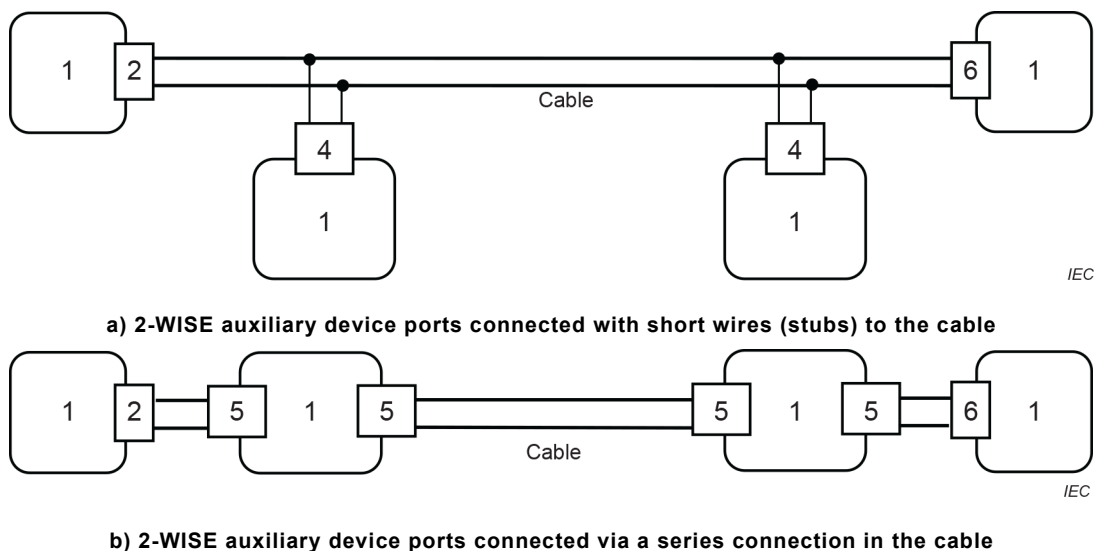
- cable resistance  $R_C$ : 15  $\Omega$ /km to 150  $\Omega$ /km;
- cable inductance  $L_C$ : 0,4 mH/km to 1 mH/km;
- cable capacitance  $C_C$ : 45 nF/km to 200 nF/km;

NOTE 1 The installation and constructional requirements of individual cables and multi-circuit cables carrying more than one intrinsically safe circuit are contained in IEC 60079-25.

NOTE 2 For the determination of cable parameters see IEC 60079-25.

## 5.3 Powered 2-WISE systems

A DC-powered 2-WISE system shall be considered intrinsically safe if one 2-WISE source port, one 2-WISE power load port and up to two 2-WISE auxiliary device ports are connected with a cable of maximum length 200 m, according to the above specification and as shown in Figure 1.



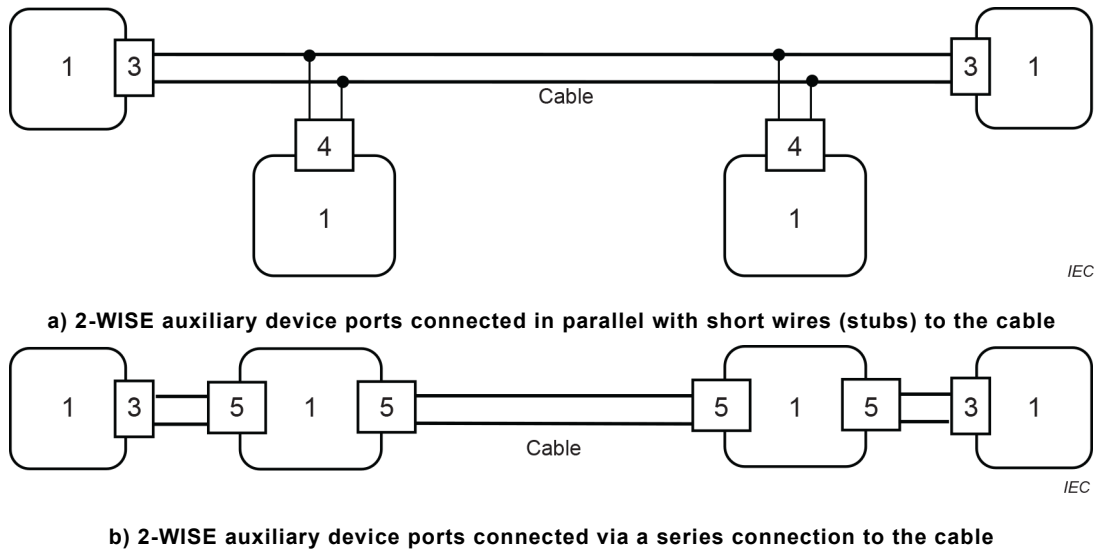
### Key

- 1 2-WISE device
- 2 2-WISE power source port
- 4 2-WISE auxiliary device port
- 5 2-WISE auxiliary device port that is physically split into two termination facilities, but electrically connected through and therefore counted as one 2-WISE auxiliary device port per 2-WISE device
- 6 2-WISE power load port

**Figure 1 – DC-powered 2-WISE system**

## 5.4 Communication only 2-WISE systems

A communication only 2-WISE system shall be considered intrinsically safe if two 2-WISE communication only ports and up to two 2-WISE auxiliary device ports are connected with a cable of maximum length 1 000 m, according to 5.2 and as shown in Figure 2.



**Key**

- 1 2-WISE device
- 3 2-WISE communication only port
- 4 2-WISE auxiliary device port
- 5 2-WISE auxiliary device port that is physically split in two termination facilities but electrically connected through and therefore counted as one 2-WISE auxiliary device port per 2-WISE device

**Figure 2 – Communication only 2-WISE system**

**5.5 Descriptive system document**

Each interconnection of 2-WISE ports in a 2-WISE system shall be allocated a Level of Protection (for example "ia", "ib" or "ic") determined by the 2-WISE port with the lowest Level of Protection and be allocated an equipment group (for example I, IIA, IIB, IIC, IIIA, IIIB or IIIC) determined by the 2-WISE port with the least onerous equipment group. This shall be documented in the descriptive system document.

The descriptive system document shall contain the confirmation that the permitted maximum ambient temperature of each 2-WISE device is suitable for the intended use.

The temperature class of each 2-WISE device shall be determined and recorded in the descriptive system document, if applicable.

The descriptive system document shall include the parameters of the cable (see 5.2) to be connected to a 2-WISE port.

NOTE IEC 60079-25 provides an example of a descriptive system document.

**6 Schedule drawings and instructions for 2-WISE devices**

These requirements supplement and modify the schedule drawings and instructions requirements of IEC 60079-0 and IEC 60079-11.

The schedule drawings shall confirm that each 2-WISE device is suitable for use in a 2-WISE system in accordance with this technical specification.

The intrinsic safety parameters need not be included in the certificate or in the instructions for the 2-WISE ports.

Instructions shall contain information indicating that a marked "2-WISE communication only port" shall not be connected to a "2-WISE power source port".

Instructions shall provide the necessary information to produce the descriptive system document.

## 7 Marking

### 7.1 General

These requirements supplement and modify the marking requirements of IEC 60079-0 and IEC 60079-11.

Each 2-WISE device shall be marked "2-WISE".

The type of each port shall be clearly marked, as:

- "2-WISE power source"
- "2-WISE power load"
- "2-WISE auxiliary device"
- "2-WISE communication only"

2-WISE ports need not be marked with the intrinsic safety parameters  $U_i$ ,  $I_i$ ,  $C_i$ ,  $L_i$ ,  $P_i$ ,  $U_o$ ,  $I_o$ ,  $C_o$ ,  $L_o$  or  $P_o$ .

### 7.2 Examples of marking

a) 2-WISE device with power source port:

Model 123 APL switch  
ABC Company  
2-WISE  
Ex ec [ia Ga] IIC T4 Gc  
Ex tc [ia Da] IIIC T130°C Dc  
2-WISE power source  
-55 °C ≤ Ta ≤ +100 °C  
Serial No. 12345  
N.A. 20.1111  
.....  
.....

b) 2-WISE device with power load port:

Model 456  
ABC Company  
2-WISE  
Ex ib IIC T4 Gb  
Ex ib IIIC T130°C Db  
2-WISE power load  
-20 °C ≤ Ta ≤ +60 °C  
Serial No. 5432  
N.A. 20.2222  
.....  
.....

c) 2-WISE device with auxiliary device port:

Model 789  
ABC Company  
2-WISE  
Ex ic IIA T1 Gc

Ex ic IIIA T450°C Dc  
 2-WISE auxiliary device  
 -40 °C ≤ Ta ≤ +100 °C  
 Serial No. TW342  
 N.A. 20.3333

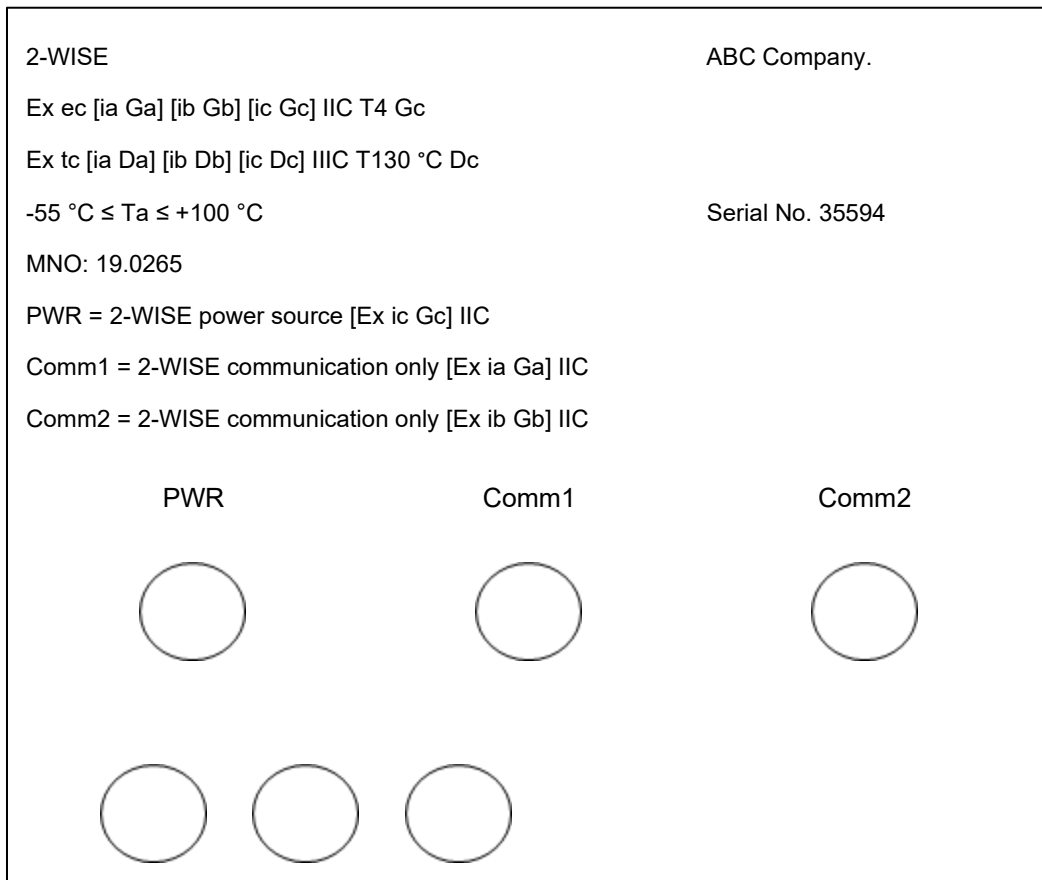
.....  
 .....

d) 2-WISE device with communication only port:

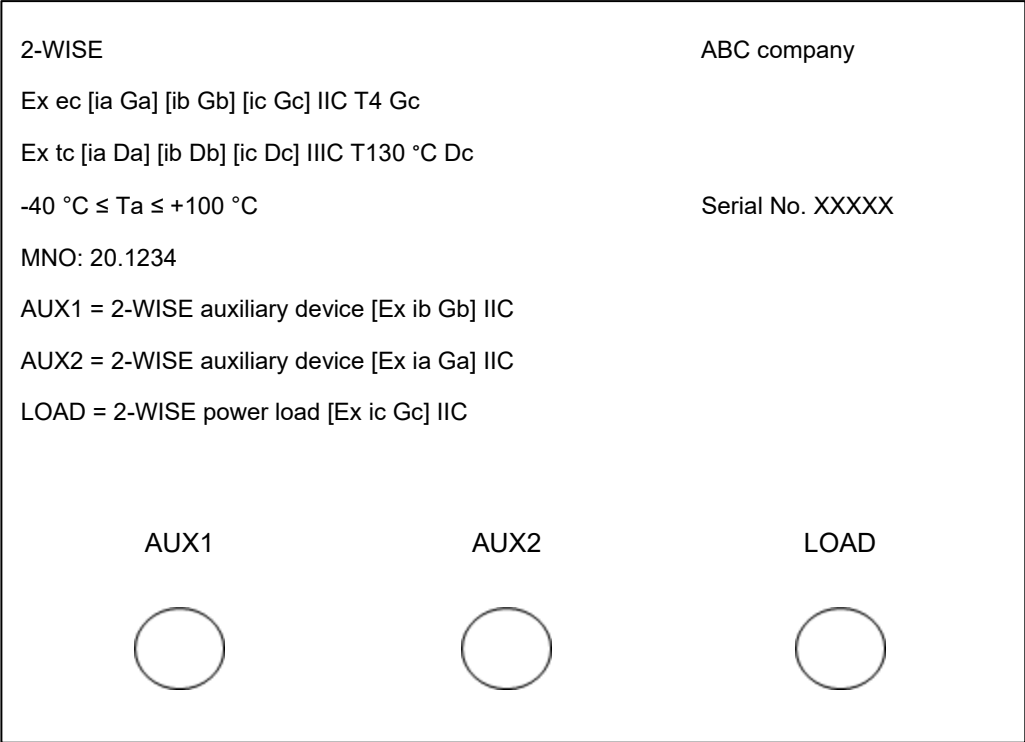
Model 1000  
 ABC Company  
 2-WISE  
 Ex ec [ia Ga] IIC T4 Gc  
 Ex tc [ia Da] IIIC T130°C Dc  
 2-WISE communication only  
 - 55 °C ≤ Ta ≤ +85 °C  
 Serial No. AB567  
 N.A. 20.4444

.....  
 .....

e) 2-WISE apparatus with multiple 2-WISE ports:



f) 2-WISE device with 2-WISE auxiliary device ports and a power load port



## Bibliography

IEEE 802.3cg, *IEEE Standard for Ethernet – Amendment 5: Physical Layer Specifications and Management Parameters for 10 Mb/s Operation and Associated Power Delivery over a Single Balanced Pair of Conductors*

IEC 60050-426, *International Electrotechnical Vocabulary (IEV) – Part 426: Explosive atmospheres*

---





INTERNATIONAL  
ELECTROTECHNICAL  
COMMISSION

3, rue de Varembé  
PO Box 131  
CH-1211 Geneva 20  
Switzerland

Tel: + 41 22 919 02 11  
[info@iec.ch](mailto:info@iec.ch)  
[www.iec.ch](http://www.iec.ch)