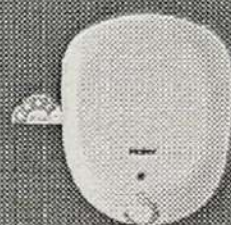



ES 15V-SD WiFi  
ES 25V-SD WiFi



ES 6V-Q1




ES 15V-SD  
ES 25V-SD



ES 3V-C1(I/W)  
ES 3V-C2(I/W)



ES 10V-S1  
ES 15V-S1  
ES 25V-S1



EI 3V-X3 (3KW)(I/W)  
EI 3V-X3 (4.5KW)(I/W)



ES 10V-Q1



EI 1V-X1 (3KW)  
EI 1V-X1 (4.5KW)

