

एक बार प्रयोग में आने वाले रोगाणु मुक्त
हाइपोडर्मिक सिरिंज

भाग 4 पुनः उपयोग रोकथाम सुविधा के साथ सिरिंज

**Sterile Hypodermic Syringes for
Single Use**
**Part 4 Syringes with Re-use Prevention
Feature**

ICS 11.040.25

© BIS 2024

© ISO 2018



भारतीय मानक ब्यूरो
BUREAU OF INDIAN STANDARDS
मानक भवन, 9 बहादुर शाह ज़फर मार्ग, नई दिल्ली - 110002
MANAK BHAVAN, 9 BAHADUR SHAH ZAFAR MARG
NEW DELHI - 110002

www.bis.gov.in www.standardsbis.in


NATIONAL FOREWORD

This Indian Standard (Part 4) which is identical to ISO 7886-4 : 2018, 'Sterile hypodermic syringes for single use — Part 4: Syringes with re-use prevention feature' issued by the International Organization for Standardization (ISO), was adopted by the Bureau of Indian Standards on the recommendation of the Hospital Equipment and Surgical Disposable Products Sectional Committee and after approval of the Medical Equipment and Hospital Planning Division Council.

The text of ISO standard has been approved as suitable for publication as an Indian Standard without deviations. Certain conventions are however not identical to those used in Indian Standards. Attention is particularly drawn to the following:

- a) Wherever the words 'International Standard' appear referring to this standard, they should be read as 'Indian Standard'; and
- b) Comma (,) has been used as a decimal marker while in Indian Standards, the current practice is to use a point (.) as the decimal marker.

In this adopted standard, reference appears to certain International Standards for which Indian Standards also exist. The corresponding Indian Standards which are to be substituted in their respective places are listed below along with their degree of equivalence for the editions indicated:

<i>International Standard</i>	<i>Corresponding Indian Standard</i>	<i>Degree of Equivalence</i>
ISO 3696, Water for analytical laboratory use — Specification and test methods	IS 1070 : 2023 Reagent grade water specification (<i>fourth revision</i>)	Technically Equivalent
ISO 7864 : 2016, Sterile hypodermic needles for single use — Requirements and test methods	IS 10654 : 2018/ISO 7864 : 2016 Sterile hypodermic needles for single use — Requirements and test methods (<i>fourth revision</i>)	Identical
ISO 7886-1 : 2017, Sterile hypodermic syringes for single use — Part 1: Syringes for manual use	IS 10258 (Part 1) : 2022/ISO 7886-1: 2017 Sterile hypodermic syringes for single use: Part1 Syringes for manual use (<i>third revision</i>)	Identical
ISO 8537:2016, Sterile single-use syringes, with or without needle, for insulin	IS 12227 : 2020/ISO 8537 : 2016 Sterile single-use syringes, with or without needle, for insulin (<i>second revision</i>)	Identical
ISO 9626, Stainless steel needle tubing for the manufacture of medical devices — Requirements and test methods	MHD/12/25448  Stainless steel needle tubing for the manufacture of medical devices — requirements and test methods	Identical

(Continued on third cover)

Contents

Page

Introduction	v
1 Scope	1
2 Normative references	1
3 Terms and definitions	1
4 Types of syringe	2
4.1 General.....	2
4.2 Types of re-use prevention feature.....	2
4.3 Types of intended use/application.....	2
5 Extraneous matter	2
5.1 General.....	2
5.2 Limits for acidity or alkalinity.....	2
5.3 Limits for extractable metals.....	2
6 Lubricant	3
7 Tolerance on graduated capacity	3
8 Graduated scale	3
8.1 Scale.....	3
8.2 Numbering of scale.....	3
8.3 Position of scale.....	3
8.4 Overall length of scale to nominal capacity line.....	3
9 Barrel	3
9.1 Dimensions.....	3
9.2 Barrel flanges.....	3
10 Plunger stopper/plunger assembly	3
10.1 Design.....	3
10.2 Fit of plunger stopper/plunger in the barrel.....	4
10.3 Fiducial line.....	4
11 Syringe nozzle/needle	4
11.1 Syringe with integrated needle.....	4
11.2 Syringe with Luer nozzle.....	4
12 Performance	4
12.1 Dead space.....	4
12.2 Freedom from air and liquid leakage.....	4
12.3 Re-use prevention feature.....	5
12.4 Performance after shipping.....	5
13 Packaging	5
13.1 Unit packaging and self-contained syringe units.....	5
13.2 Multiple unit pack.....	5
13.3 User packaging.....	5
14 Information supplied by the manufacturer	5
14.1 General.....	5
14.2 Syringes.....	5
14.2.1 General.....	5
14.2.2 Unit packaging.....	5
14.3 Multiple unit packs.....	6
14.3.1 General.....	6
14.3.2 Multiple unit packs with self-contained syringes.....	6
14.4 User packaging.....	6

14.4.1	General.....	6
14.4.2	Storage container.....	6
14.5	Transport wrapping.....	6
Annex A (normative) Method for preparation of extracts.....		7
Annex B (normative) Test method for testing re-use prevention feature.....		8
Bibliography.....		10

Introduction

The preparation of this document was recognized as a high priority requirement to prevent intentional (misuse) or accidental reuse of syringes. Re-use of injection equipment in the absence of sterilization has increasingly led to transmission of blood-borne pathogens. See Reference [5] in the Bibliography.

The World Health Organisation (WHO) had produced a specification for syringes that are rendered inactive after use [commonly referred to as “auto-disable” (AD) syringes] for both fixed dose immunization and syringes with re-use prevention features for general/curative purposes and the reconstitution of vaccines. For the purpose of this document, auto disabled is used for the feature of type 1 re-use prevention which operates automatically during or upon completion of the intended single use. Both the WHO and ISO agreed that additional parts of ISO 7886 would be required to cover syringes with re-use prevention features, while leaving in place ISO 7886-1 and ISO 7886-2 without modification, as a large number of devices in common use would not be intended to comply with the re-use prevention properties suggested.

This document is intended to cover syringes that are rendered inoperable, either during or upon completion or after delivery of the intended dose. These syringes are not covered by ISO 7886-1 and ISO 7886-3. ISO 7886-2 covers syringes used with power-driven pumps. Given the diversity of clinical applications, the most appropriate re-use prevention feature offering the highest level of re-use prevention is to be considered for each specific intended use.

It is recognized that syringes designed to reduce the risk of needle-stick injuries can also comply with this document with regard to their re-use prevention properties, but it is stressed that anti-needle-stick properties of syringes are not in themselves addressed in this document.

Guidance on transition periods for implementing the requirements of this document is given in ISO/TR 19244.

Indian Standard

**STERILE HYPODERMIC SYRINGES FOR SINGLE USE
PART 4 SYRINGES WITH RE-USE PREVENTION FEATURE**

1 Scope

This document specifies requirements for sterile single-use hypodermic syringes made of plastic and rubber materials with or without needle, and intended for the aspiration of fluids or for the injection of fluids immediately after filling and of design such that the syringe can be rendered unusable after use.

This document is not applicable to syringes made of glass [specified in ISO 595 (withdrawn)], auto-disable syringes for fixed dose immunization (ISO 7886-3) and syringes designed to be pre-filled. It does not address compatibility with injection fluids. Other standards can be applicable when syringes are used for any other intended purpose than those specified in this document.

NOTE Syringes designed to reduce the risk of needle-stick injuries can also comply with this document with regard to their re-use prevention properties, but it is stressed that anti-needle-stick properties of syringes are not in themselves addressed in this document.

2 Normative references

The following documents are referred to in the text in such a way that some or all of their content constitutes requirements of this document. For dated references, only the edition cited applies. For undated references, the latest edition of the referenced document (including any amendments) applies.

ISO 3696, *Water for analytical laboratory use — Specification and test methods*

ISO 7864:2016, *Sterile hypodermic needles for single use — Requirements and test methods*

ISO 7886-1:2017, *Sterile hypodermic syringes for single use — Part 1: Syringes for manual use*

ISO 8537:2016, *Sterile single-use syringes, with or without needle, for insulin*

ISO 9626, *Stainless steel needle tubing for the manufacture of medical devices — Requirements and test methods*

ASTM D999-01, *Standard methods for vibration testing of shipping containers*

ASTM D5276-98, *Standard test method for drop test of loaded containers by free fall*

3 Terms and definitions

For the purposes of this document, the terms and definitions given in ISO 7886-1, ISO 8537 and the following apply.

ISO and IEC maintain terminological databases for use in standardization at the following addresses:

- ISO Online browsing platform: available at <https://www.iso.org/obp>
- IEC Electropedia: available at <http://www.electropedia.org/>

3.1 re-use prevention feature

feature that either automatically activates upon or during administration of the intended dose or is activated by the user to prevent subsequent re-use of the syringe

3.2 active activation

activation of the *reuse prevention feature* ([3.1](#)) that does require an additional step by the user

3.3 auto disable feature

feature that automatically activates, prior to end of injection, to render the syringe unusable by the delivery of the intended dosage

4 Types of syringe

4.1 General

Syringe types shall be categorized in accordance with [4.2](#) and [4.3](#).

Given the diversity of clinical applications, the most appropriate re-use prevention feature offering the highest level of re-use prevention should be considered for each specific intended use.

4.2 Types of re-use prevention feature

The re-use prevention feature shall be either:

- Type 1: auto-disabled feature;
- Type 2: feature that requires elective activation upon completion of intended single use (i.e. active activation).

4.3 Types of intended use/application

The intended use/application shall be one of the following:

- Type A: design that allows for only a single aspiration and injection;
- Type B: design that allows for multiple plunger aspirations prior to the final intended single use.

5 Extraneous matter

5.1 General

The requirements of ISO 7886-1:2017, 6.1 apply.

5.2 Limits for acidity or alkalinity

When determined with a laboratory pH meter and using a general purpose electrode, the pH value of an extract prepared in accordance with [Annex A](#) shall be within one unit of pH of that of the control fluid.

5.3 Limits for extractable metals

When tested by a recognized micro-analytical method, for example by an atomic absorption method or by an inductively coupled plasma mass spectrometry method (ICP), an extract prepared in accordance with [Annex A](#) shall, when corrected for the metals content of the control fluid, contain not greater than

a combined total of 5 mg/l of lead, tin, zinc and iron. The cadmium content of the extract shall, when corrected for the cadmium content of the control fluid, be lower than 0,1 mg/l.

6 Lubricant

The requirements of ISO 7886-1:2017, Clause 7 and ISO 7864:2016, 11.4 apply.

7 Tolerance on graduated capacity

The tolerances on the graduated capacity shall be as given in ISO 7886-1:2017, Table 1 or, for insulin syringes, shall be as given in ISO 8537:2016, Table H.1.

8 Graduated scale

8.1 Scale

Graduated scales shall comply with ISO 7886-1:2017, 9.1 or ISO 8537:2016, 5.1.

8.2 Numbering of scale

The requirements of ISO 7886-1:2017, 9.2 or ISO 8537:2016, 5.1 apply as appropriate.

8.3 Position of scale

The requirements of ISO 7886-1:2017, 9.4 apply.

8.4 Overall length of scale to nominal capacity line

The requirements of ISO 7886-1:2017, 9.3 or ISO 8537:2016, Table H.1 apply, except for fixed dose scales.

9 Barrel

9.1 Dimensions

The length of the barrel and the design of the re-use prevention feature shall be such that the syringe has a recommended maximum capacity that is determined by risk assessment with consideration of, for example, removal of air bubbles or risk of overdose.

9.2 Barrel flanges

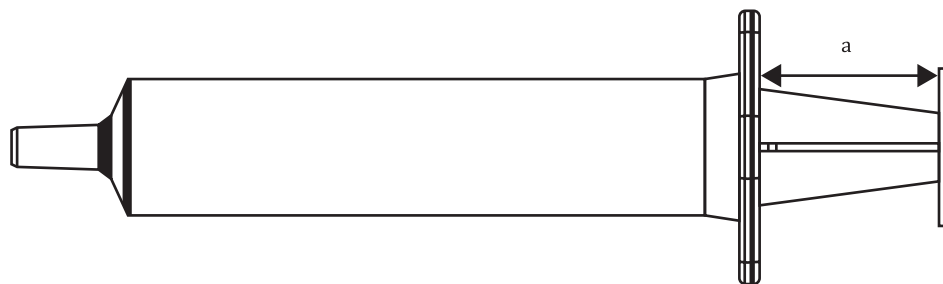
The requirements of ISO 7886-1:2017, 10.2 apply.

10 Plunger stopper/plunger assembly

10.1 Design

The design of the plunger and push-button of the syringe shall be such that, when the barrel is held in one hand, the plunger can be depressed by the thumb of that hand. When a syringe with integrated needle is tested in accordance with ISO 8537:2016, Annex B or a syringe without needle is tested in accordance with ISO 7886-1:2017, Annex B, the plunger stopper shall not inadvertently become detached from the plunger during intended use. The projection of the plunger and the configuration of the push-button should be such as to allow the plunger to be operated without difficulty. When the fiducial line of the plunger stopper coincides with the zero graduation line, the minimum length of the

plunger from the surface of the barrel flanges nearer to the push-button, as shown in [Figure 1](#), shall be at least 8 mm.



Key

a Minimum 8 mm.

Figure 1 — Minimum length between barrel flanges and plunger push-button

10.2 Fit of plunger stopper/plunger in the barrel

For general use syringes, the requirements of ISO 7886-1:2017, 13.4 apply. For insulin syringes, ISO 8537:2016, 5.7.2 applies.

10.3 Fiducial line

The requirements of ISO 7886-1:2017, 9.4 apply.

11 Syringe nozzle/needle

11.1 Syringe with integrated needle

Syringes with integrated needle shall have a minimum needle union force applied as pull in the direction of the needle axis in accordance with ISO 7864.

Needle tubing shall be in accordance with ISO 9626.

11.2 Syringe with Luer nozzle

Syringes with male conical fittings shall be in accordance with ISO 7886-1:2017, Clause 12.

12 Performance

12.1 Dead space

When tested in accordance with ISO 8537:2016, Annex D, the dead space shall not exceed the limits specified ISO 7886-1:2017, 13.1. This dead space requirement refers to syringes without needles attached; for syringes supplied with attached needles, the dead space volume of the needle shall be subtracted.

12.2 Freedom from air and liquid leakage

When syringes with integrated needles are tested in accordance with ISO 8537:2016, Annex E and syringes without needles are tested in accordance with ISO 7886-1:2017, Annex D, there shall be no leakage of water past the plunger stopper or seal(s). Small droplets between the seals are not considered failure.

When syringes with integrated needles are tested in accordance with ISO 8537:2016, Annex F and syringes without needles are tested in accordance with ISO 7886-1:2017, Annex B, there shall be no leakage of air past the plunger stopper or seal(s), and there shall be no fall in the manometer reading.

For syringes with integrated needles, the requirements of ISO 8537:2016, 5.11.2 and 5.11.3 apply.

Leakage resistance should be demonstrated irrespective of the re-use prevention feature.

12.3 Re-use prevention feature

Once the re-use prevention feature has been activated in accordance with the manufacturer's instruction, it shall not be possible to re-use the syringe under the normal conditions of use, or by testing in accordance with the test method in [Annex B](#).

12.4 Performance after shipping

There shall be no effect on the performance of the syringe when tested in accordance with ASTM D999-01 and ASTM D5276-98.

13 Packaging

13.1 Unit packaging and self-contained syringe units

The requirements of ISO 8537:2016, 6.1 apply.

13.2 Multiple unit pack

The requirements of ISO 7886-1:2017, 14.2 apply.

13.3 User packaging

The requirements of ISO 7886-1:2017, 14.3 apply.

14 Information supplied by the manufacturer

14.1 General

The syringe shall be accompanied by the information that is sufficient for its safe use, taking account of the training and knowledge of potential users. The information shall include the identity of the manufacturer.

14.2 Syringes

14.2.1 General

The requirements of ISO 7886-1:2017, 15.2.1 apply.

14.2.2 Unit packaging

The unit container shall bear at least the following information:

- a) the requirements of ISO 7886-1:2017, 15.3 apply;
- b) the symbol for "re-use prevention", given in [Figure 2](#).

14.3 Multiple unit packs

14.3.1 General

Multiple unit packs shall bear the following information:

- a) the requirements of ISO 7886-1:2017, 15.4.1 apply;
- b) the symbol for “re-use prevention” given in [Figure 2](#).

14.3.2 Multiple unit packs with self-contained syringes

Multiple unit packs with self-contained syringes shall bear the following information:

- a) the requirements of ISO 7886-1:2017, 15.4.2 apply;
- b) a warning not to recap the needle, or equivalent symbol;
- c) information for handling, storage and disposal of syringe;
- d) instructions for use, including instructions appropriate to the re-use prevention feature shall be given either on the package or on a separate insert.

14.4 User packaging

14.4.1 General

User packaging shall bear the following information:

- a) the requirements of ISO 7886-1:2017, 15.5 apply;
- b) the symbol for “re-use prevention”, given in [Figure 2](#).

14.4.2 Storage container

The storage container shall bear at least the following information:

- a) the requirements of ISO 7886-1:2017, 15.6 apply;
- b) the symbol for "re-use prevention" given in [Figure 2](#);
- c) the number of units per storage container.

14.5 Transport wrapping

If a storage container is not used but the secondary containers are wrapped for transportation, the information required by [14.4.2](#) shall either be marked on the wrapping or shall be visible through the wrapping.




Figure 2 — Symbol ISO 7000-2655 for “re-use prevention”

Annex A (normative)

Method for preparation of extracts

A.1 Principle

The syringe, including the needle (if supplied), is filled with water in order to extract soluble components.

A.2 Apparatus and reagents

A.2.1 Freshly distilled or deionized water, of Grade 3 in accordance with ISO 3696.

A.2.2 Selection of laboratory borosilicate glassware.

A.3 Procedure

A.3.1 Fill at least three syringes to the nominal capacity graduation line with water ([A.2.1](#)), expel air bubbles and maintain the syringes, including the needle, at a temperature of $37\text{ }^{\circ}\text{C} +_{0}^{3}\text{ }^{\circ}\text{C}$ for $8\text{ h} +_{0}^{15}\text{ min}$. Eject the contents and combine them in a vessel made of borosilicate glass ([A.2.2](#)).

A.3.2 Prepare the control fluid by reserving a portion of the unused water ([A.2.1](#)).

Annex B (normative)

Test method for testing re-use prevention feature

B.1 Principle

To show that the activated re-use prevention feature is incapable of being re-used, a mechanical testing machine or pressure device is used to move the plunger out of the barrel and the force is recorded. This method is used, where applicable to the design of syringe (see [14.3](#)).

B.2 Apparatus

B.2.1 Device for applying an axial force up to a maximum of 100 N, while moving the plunger with a speed of 100 mm/min.

B.2.2 Device for applying a back-pressure of approximately 100 kPa/min, up to 300 kPa gauge.

B.3 Procedure

B.3.1 Withdrawal test

Fill the syringe with water, expel all air bubbles and line up the plunger to the nominal volume scale mark, and then expel the fluid. Activate the re-use prevention feature as required. Attempt to refill the syringe by applying an increasing force up to a maximum of 100 N to the plunger or until the syringe is refilled.

If the syringe can be re-used after a withdrawal force of less than 100 N, the syringe has failed the test.

B.3.2 Back pressure

Fill a second syringe with water, expel all air bubbles and line up the plunger to the nominal volume scale mark and then expel the fluid. Activate the re-use prevention feature as required. Subject the syringe to a slowly increasing back-pressure at a rate of approximately 100 kPa/min up to 300 kPa applied through the needle or Luer nozzle and record whether the plunger stopper seal can be driven back in the syringe barrel.

If the syringe can be re-used after a back-pressure of less than 300 kPa, the syringe has failed the test.

B.4 Test report

The test report shall contain at least the following information:

- a) a reference to this document, i.e. ISO 7886-4:2018;
- b) the identity and nominal capacity of the syringe;
- c) the maximum force applied;
- d) the maximum pressure applied;

- e) the date of testing;
- f) conclusion and outcome of the test.

Bibliography

- [1] ISO 7000, *Graphical symbols for use on equipment — Registered symbols*
- [2] ISO 7886-2, *Sterile hypodermic syringes for single use — Part 2: Syringes for use with power-driven syringe pumps*
- [3] ISO 7886-3, *Sterile hypodermic syringes for single use — Part 3: Auto-disabled syringes for fixed-dose immunization*
- [4] ISO/TR 19244, *Guidance on transition periods for standards developed by ISO/TC 84 — Devices for administration of medicinal products and catheters*
- [5] WHO/HIS/SDS/ 2015.5, *WHO guideline on the use of safety-engineered syringes for intramuscular, intradermal and subcutaneous injections in health-care settings*

NATIONAL ANNEX A
(*National Foreword*)

A-1 BIS CERTIFICATION MARKING

The product(s) conforming to the requirements of this standard may be certified as per the conformity assessment schemes under the provisions of the *Bureau of Indian Standards Act, 2016* and the Rules and Regulations framed thereunder, and the product(s) may be marked with the Standard Mark.

[\(Continued from second cover\)](#)

The Committee has reviewed the provisions of the following International Standards referred in this adopted standard and has decided that they are acceptable for use in conjunction with this standard:

<i>International Standard</i>	<i>Title</i>
ASTM D999-01	Standard test methods for vibration testing of shipping containers
ASTM D5276-98	Standard test method for drop test of loaded containers by free fall

This standard also makes a reference to the BIS Certification Marking of the product. Details of which is given in [National Annex A](#).

For the purpose of deciding whether a particular requirement of this standard is complied with, the final value, observed or calculated, expressing the result of a test shall be rounded off in accordance with IS 2 : 2022 'Rules for rounding off numerical values (*second revision*)'.

Bureau of Indian Standards

BIS is a statutory institution established under the *Bureau of Indian Standards Act, 2016* to promote harmonious development of the activities of standardization, marking and quality certification of goods and attending to connected matters in the country.

Copyright

BIS has the copyright of all its publications. No part of these publications may be reproduced in any form without the prior permission in writing of BIS. This does not preclude the free use, in the course of implementing the standard, of necessary details, such as symbols and sizes, type or grade designations. Enquiries relating to copyright be addressed to the Head (Publication & Sales), BIS.

Review of Indian Standards

Amendments are issued to standards as the need arises on the basis of comments. Standards are also reviewed periodically; a standard along with amendments is reaffirmed when such review indicates that no changes are needed; if the review indicates that changes are needed, it is taken up for revision. Users of Indian Standards should ascertain that they are in possession of the latest amendments or edition by referring to the website-www.bis.gov.in or www.standardsbis.in.

This Indian Standard has been developed from Doc No.: MHD 12 (22589).

Amendments Issued Since Publication

Amend No.	Date of Issue	Text Affected

BUREAU OF INDIAN STANDARDS

Headquarters:

Manak Bhavan, 9 Bahadur Shah Zafar Marg, New Delhi 110002
Telephones: 2323 0131, 2323 3375, 2323 9402

Website: www.bis.gov.in

Regional Offices:

Central : 601/A, Konnectus Tower -1, 6th Floor,
DMRC Building, Bhavbhuti Marg, New
Delhi 110002

Telephones

{ 2323 7617

Eastern : 8th Floor, Plot No 7/7 & 7/8, CP Block, Sector V,
Salt Lake, Kolkata, West Bengal 700091

{ 2367 0012
{ 2320 9474

Northern : Plot No. 4-A, Sector 27-B, Madhya Marg,
Chandigarh 160019

{ 265 9930

Southern : C.I.T. Campus, IV Cross Road, Taramani, Chennai 600113

{ 2254 1442
{ 2254 1216

Western : 5th Floor/MTNL CETTM, Technology Street, Hiranandani Gardens,
Powai, Mumbai 400076

{ 2570 0030
{ 2570 2715

Branches : AHMEDABAD, BENGALURU, BHOPAL, BHUBANESHWAR, CHANDIGARH, CHENNAI, COIMBATORE, DEHRADUN, DELHI, FARIDABAD, GHAZIABAD, GUWAHATI, HARYANA (CHANDIGARH), HUBLI, HYDERABAD, JAIPUR, JAMMU, JAMSHEDPUR, KOCHI, KOLKATA, LUCKNOW, MADURAI, MUMBAI, NAGPUR, NOIDA, PARWANOO, PATNA, PUNE, RAIPUR, RAJKOT, SURAT, VIJAYAWADA.